

# Regional labour force – Brisbane - East SA4, Jan 21

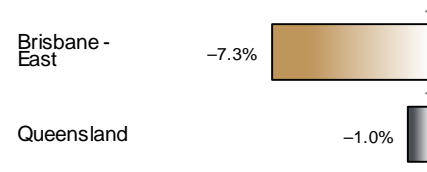
Source: ABS 6291.0.55.001, released 25 February 2021, 10:30 am (AEST)

**Table 1 Labour force status, Brisbane - East SA4**

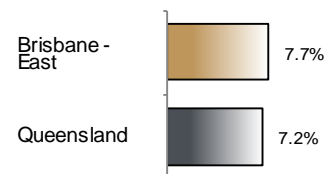
	Year ending			Annual change	
	Jan 20	Dec 20	Jan 21	persons	%
	— persons —			persons	%
Total employed	130,200	120,100	120,700	-9,500	-7.3
Total unemployed	5,600	9,800	10,000	4,400	78.6
Total labour force	135,900	129,900	130,800	-5,100	-3.7
Not in the labour force	58,300	66,400	65,700	7,400	12.7
Total persons 15+	194,200	196,400	196,500	2,300	1.2
Participation rate (%)	70.0	66.2	66.6	..	-3.4 (a)
Unemployment rate (%)	4.1	7.6	7.7	..	3.5 (a)

(a) Percentage point change.

**Employment growth, annual**



**Unemployment rate**



## Key data

Employment (annual change)..... ↓ 7.3%  
 Unemployment rate ..... 7.7%  
 Unemployment rate (annual change) ..... ↑ 3.5 ppt  
 Participation rate..... 66.6%

ppt = percentage point

## Main findings

Note: Due to the high standard errors associated with regional labour force survey data, the ABS and QGSO recommend using 12-month averages to reduce the volatility of the underlying original data. This volatility means it can be difficult to detect real world phenomena, such as those caused by the social distancing measures introduced to combat COVID-19, in the data. **As a result, it is not recommended regional labour force data be used to assess the impact of COVID-19.**

All data in this brief are based on 12-month moving averages.

- The number of employed persons in Brisbane - East SA4 in January 2021 was 120,700 persons, a decrease of 9,500 employed persons, or 7.3% over the year (Figure 1).
- The unemployment rate in Brisbane - East SA4 in January 2021 was 7.7 per cent, an increase of 3.5 percentage points over the year. The unemployment rate for this area was the seventh-highest of all 19 SA4s within Queensland (Figure 2).
- The participation rate in Brisbane - East SA4 in January 2021 was 66.6 per cent, a decrease of 3.4 percentage points over the year (Table 1).

SA4 = Statistical Area Level 4 (ASGS 2016 edition)

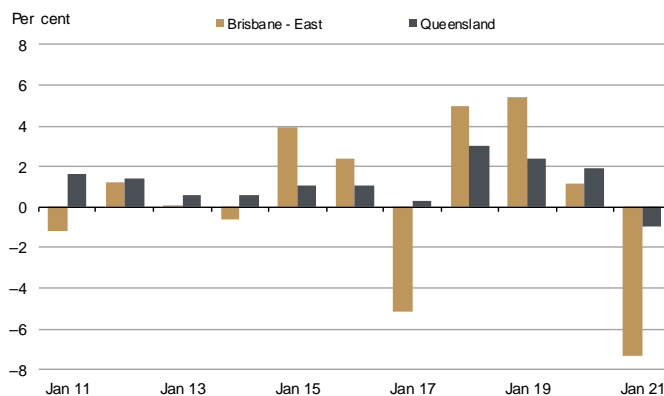
Notes (refer to website for more detailed notes):

Data for Queensland as a whole are provided for reference purposes only.

The labour force statistics presented in this brief are on a sample basis and will include a sampling error.

Totals may differ due to rounding. Figures are rounded to nearest 100 persons. Calculations are based on pre-rounded figures.

**Figure 1 Annual change in employment, Brisbane - East SA4**



**Figure 2 Unemployment rate by SA4, January 2021**

