

Regional labour force – Ipswich SA4, Jan 21

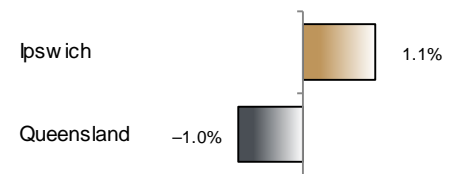
Source: ABS 6291.0.55.001, released 25 February 2021, 10:30 am (AEST)

Table 1 Labour force status, Ipswich SA4

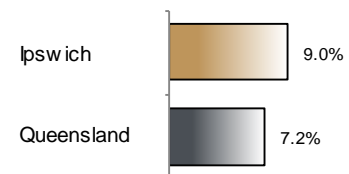
	Year ending			Annual change	
	Jan 20	Dec 20	Jan 21	persons	%
	— persons —			persons	%
Total employed	169,500	170,400	171,400	1,900	1.1
Total unemployed	14,100	16,800	16,900	2,900	20.3
Total labour force	183,600	187,200	188,300	4,800	2.6
Not in the labour force	94,500	98,000	97,500	3,000	3.1
Total persons 15+	278,100	285,200	285,800	7,700	2.8
Participation rate (%)	66.0	65.6	65.9	..	-0.1 (a)
Unemployment rate (%)	7.7	9.0	9.0	..	1.3 (a)

(a) Percentage point change.

Employment growth, annual



Unemployment rate



Key data

Employment (annual change)..... ↑ 1.1%
 Unemployment rate 9.0%
 Unemployment rate (annual change) ↑ 1.3 ppt
 Participation rate..... 65.9%

ppt = percentage point

Main findings

Note: Due to the high standard errors associated with regional labour force survey data, the ABS and QGSO recommend using 12-month averages to reduce the volatility of the underlying original data. This volatility means it can be difficult to detect real world phenomena, such as those caused by the social distancing measures introduced to combat COVID-19, in the data. **As a result, it is not recommended regional labour force data be used to assess the impact of COVID-19.**

All data in this brief are based on 12-month moving averages.

- The number of employed persons in Ipswich SA4 in January 2021 was 171,400 persons, an increase of 1,900 employed persons, or 1.1% over the year (Figure 1).
- The unemployment rate in Ipswich SA4 in January 2021 was 9.0 per cent, an increase of 1.3 percentage points over the year. The unemployment rate for this area was the third-highest of all 19 SA4s within Queensland (Figure 2).
- The participation rate in Ipswich SA4 in January 2021 was 65.9 per cent, a decrease of 0.1 percentage point over the year (Table 1).

SA4 = Statistical Area Level 4 (ASGS 2016 edition)

Notes (refer to website for more detailed notes):

Data for Queensland as a whole are provided for reference purposes only.

The labour force statistics presented in this brief are on a sample basis and will include a sampling error.

Totals may differ due to rounding. Figures are rounded to nearest 100 persons. Calculations are based on pre-rounded figures.

Figure 1 Annual change in employment, Ipswich SA4

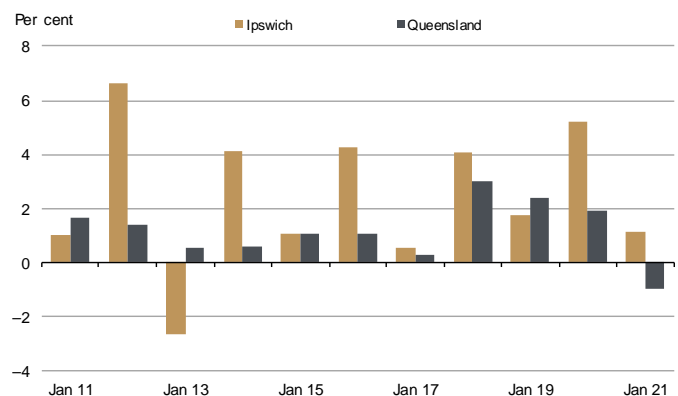


Figure 2 Unemployment rate by SA4, January 2021

