

# Regional labour force – Logan - Beaudesert SA4, Jan 21

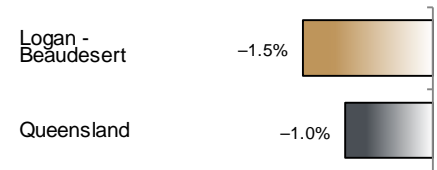
Source: ABS 6291.0.55.001, released 25 February 2021, 10:30 am (AEST)

**Table 1 Labour force status, Logan - Beaudesert SA4**

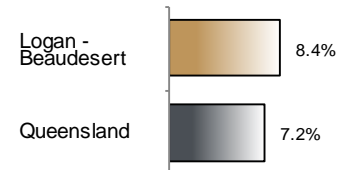
	Year ending			Annual change	
	Jan 20	Dec 20	Jan 21	persons	%
	— persons —			persons	%
Total employed	159,100	157,400	156,700	-2,400	-1.5
Total unemployed	14,000	14,200	14,300	300	2.1
Total labour force	173,100	171,600	171,000	-2,100	-1.2
Not in the labour force	96,600	103,000	103,900	7,300	7.6
Total persons 15+	269,700	274,500	274,900	5,200	1.9
Participation rate (%)	64.2	62.5	62.2	..	-2.0 (a)
Unemployment rate (%)	8.1	8.3	8.4	..	0.3 (a)

(a) Percentage point change.

## Employment growth, annual



## Unemployment rate



## Key data

Employment (annual change)..... ↓ 1.5%  
 Unemployment rate ..... 8.4%  
 Unemployment rate (annual change) ..... ↑ 0.3 ppt  
 Participation rate..... 62.2%

ppt = percentage point

## Main findings

Note: Due to the high standard errors associated with regional labour force survey data, the ABS and QGSO recommend using 12-month averages to reduce the volatility of the underlying original data. This volatility means it can be difficult to detect real world phenomena, such as those caused by the social distancing measures introduced to combat COVID-19, in the data. **As a result, it is not recommended regional labour force data be used to assess the impact of COVID-19.**

All data in this brief are based on 12-month moving averages.

- The number of employed persons in Logan - Beaudesert SA4 in January 2021 was 156,700 persons, a decrease of 2,400 employed persons, or 1.5% over the year (Figure 1).
- The unemployment rate in Logan - Beaudesert SA4 in January 2021 was 8.4 per cent, an increase of 0.3 percentage point over the year. The unemployment rate for this area was the sixth-highest of all 19 SA4s within Queensland (Figure 2).
- The participation rate in Logan - Beaudesert SA4 in January 2021 was 62.2 per cent, a decrease of 2.0 percentage points over the year (Table 1).

SA4 = Statistical Area Level 4 (ASGS 2016 edition)

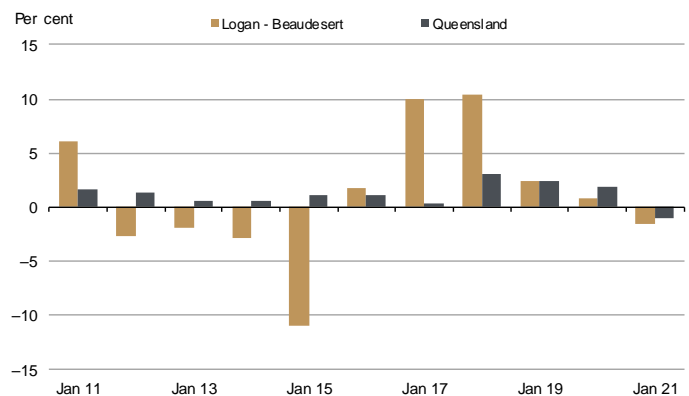
Notes (refer to website for more detailed notes):

Data for Queensland as a whole are provided for reference purposes only.

The labour force statistics presented in this brief are on a sample basis and will include a sampling error.

Totals may differ due to rounding. Figures are rounded to nearest 100 persons. Calculations are based on pre-rounded figures.

**Figure 1 Annual change in employment, Logan - Beaudesert SA4**



**Figure 2 Unemployment rate by SA4, January 2021**

