

# Regional labour force – Sunshine Coast SA4, Jan 21

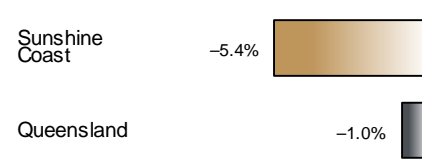
Source: ABS 6291.0.55.001, released 25 February 2021, 10:30 am (AEST)

**Table 1 Labour force status, Sunshine Coast SA4**

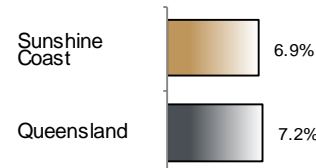
	Year ending			Annual change	
	Jan 20	Dec 20	Jan 21	persons	%
	— persons —			persons	%
Total employed	189,500	179,500	179,300	-10,200	-5.4
Total unemployed	12,100	13,000	13,300	1,200	10.3
Total labour force	201,600	192,500	192,600	-9,000	-4.4
Not in the labour force	115,100	131,100	131,500	16,300	14.2
Total persons 15+	316,700	323,500	324,100	7,400	2.3
Participation rate (%)	63.6	59.5	59.4	..	-4.2 (a)
Unemployment rate (%)	6.0	6.8	6.9	..	0.9 (a)

(a) Percentage point change.

**Employment growth, annual**



**Unemployment rate**



## Key data

Employment (annual change)..... ↓ 5.4%  
 Unemployment rate ..... 6.9%  
 Unemployment rate (annual change) ..... ↑ 0.9 ppt  
 Participation rate..... 59.4%

ppt = percentage point

## Main findings

Note: Due to the high standard errors associated with regional labour force survey data, the ABS and QGSO recommend using 12-month averages to reduce the volatility of the underlying original data. This volatility means it can be difficult to detect real world phenomena, such as those caused by the social distancing measures introduced to combat COVID-19, in the data. **As a result, it is not recommended regional labour force data be used to assess the impact of COVID-19.**

All data in this brief are based on 12-month moving averages.

- The number of employed persons in Sunshine Coast SA4 in January 2021 was 179,300 persons, a decrease of 10,200 employed persons, or 5.4% over the year (Figure 1).
- The unemployment rate in Sunshine Coast SA4 in January 2021 was 6.9 per cent, an increase of 0.9 percentage point over the year. The unemployment rate for this area was the eighth-highest of all 19 SA4s within Queensland (Figure 2).
- The participation rate in Sunshine Coast SA4 in January 2021 was 59.4 per cent, a decrease of 4.2 percentage points over the year (Table 1).

SA4 = Statistical Area Level 4 (ASGS 2016 edition)

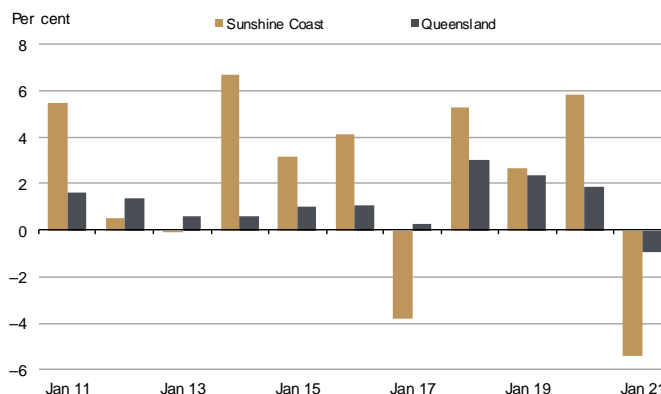
Notes (refer to website for more detailed notes):

Data for Queensland as a whole are provided for reference purposes only.

The labour force statistics presented in this brief are on a sample basis and will include a sampling error.

Totals may differ due to rounding. Figures are rounded to nearest 100 persons. Calculations are based on pre-rounded figures.

**Figure 1 Annual change in employment, Sunshine Coast SA4**



**Figure 2 Unemployment rate by SA4, January 2021**

