

Regional labour force – Toowoomba SA4, Jan 21

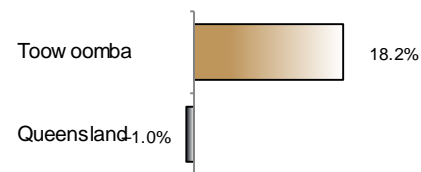
Source: ABS 6291.0.55.001, released 25 February 2021, 10:30 am (AEST)

Table 1 Labour force status, Toowoomba SA4

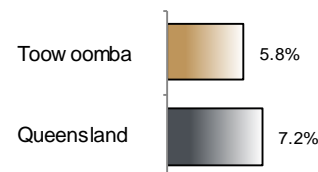
	Year ending			Annual change	
	Jan 20	Dec 20	Jan 21	persons	%
	— persons —			persons	%
Total employed	62,800	73,000	74,300	11,400	18.2
Total unemployed	2,900	4,800	4,600	1,700	59.1
Total labour force	65,700	77,900	78,800	13,100	20.0
Not in the labour force	60,700	50,000	49,100	-11,500	-19.0
Total persons 15+	126,400	127,900	128,000	1,600	1.3
Participation rate (%)	52.0	60.9	61.6	..	9.6 (a)
Unemployment rate (%)	4.4	6.2	5.8	..	1.4 (a)

(a) Percentage point change.

Employment growth, annual



Unemployment rate



Key data

Employment (annual change)..... ↑ 18.2%
 Unemployment rate 5.8%
 Unemployment rate (annual change) ↑ 1.4 ppt
 Participation rate..... 61.6%

ppt = percentage point

Main findings

Note: Due to the high standard errors associated with regional labour force survey data, the ABS and QGSO recommend using 12-month averages to reduce the volatility of the underlying original data. This volatility means it can be difficult to detect real world phenomena, such as those caused by the social distancing measures introduced to combat COVID-19, in the data. **As a result, it is not recommended regional labour force data be used to assess the impact of COVID-19.**

All data in this brief are based on 12-month moving averages.

- The number of employed persons in Toowoomba SA4 in January 2021 was 74,300 persons, an increase of 11,400 employed persons, or 18.2% over the year (Figure 1).
- The unemployment rate in Toowoomba SA4 in January 2021 was 5.8 per cent, an increase of 1.4 percentage points over the year. The unemployment rate for this area was the fourth-lowest of all 19 SA4s within Queensland (Figure 2).
- The participation rate in Toowoomba SA4 in January 2021 was 61.6 per cent, an increase of 9.6 percentage points over the year (Table 1).

SA4 = Statistical Area Level 4 (ASGS 2016 edition)

Notes (refer to website for more detailed notes):

Data for Queensland as a whole are provided for reference purposes only.

The labour force statistics presented in this brief are on a sample basis and will include a sampling error.

Totals may differ due to rounding. Figures are rounded to nearest 100 persons. Calculations are based on pre-rounded figures.

Figure 1 Annual change in employment, Toowoomba SA4

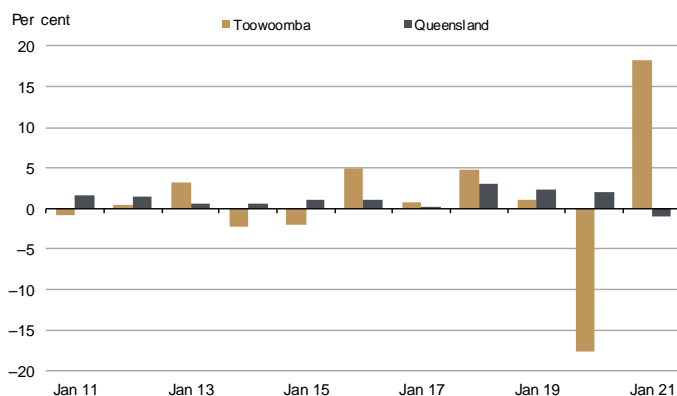


Figure 2 Unemployment rate by SA4, January 2021

