

# Regional labour force – Brisbane Inner City SA4, Feb 21

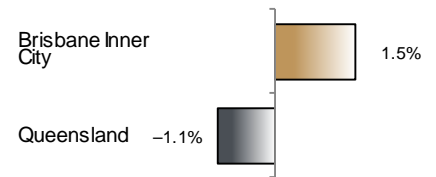
Source: ABS 6291.0.55.001, released 25 March 2021, 10:30 am (AEST)

**Table 1 Labour force status, Brisbane Inner City SA4**

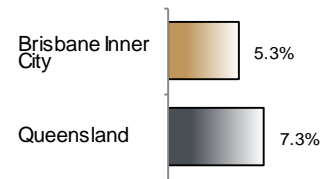
	Year ending			Annual change	
	Feb 20	Jan 21	Feb 21	persons	%
	— persons —			persons	%
Total employed	183,900	186,100	186,700	2,800	1.5
Total unemployed	7,200	10,200	10,500	3,300	45.7
Total labour force	191,100	196,400	197,300	6,100	3.2
Not in the labour force	60,800	62,700	62,300	1,500	2.5
Total persons 15+	252,000	259,000	259,600	7,600	3.0
Participation rate (%)	75.9	75.8	76.0	..	0.1 (a)
Unemployment rate (%)	3.8	5.2	5.3	..	1.6 (a)

(a) Percentage point change.

**Employment growth, annual**



**Unemployment rate**



## Key data

Employment (annual change)..... ↑ 1.5%  
 Unemployment rate ..... 5.3%  
 Unemployment rate (annual change) ..... ↑ 1.6 ppt  
 Participation rate ..... 76.0%

ppt = percentage point

## Main findings

Note: Due to the high standard errors associated with regional labour force survey data, the ABS and QGSO recommend using 12-month averages to reduce the volatility of the underlying original data. This volatility means it can be difficult to detect real world phenomena, such as those caused by the social distancing measures introduced to combat COVID-19, in the data. **As a result, it is not recommended regional labour force data be used to assess the impact of COVID-19.**

All data in this brief are based on 12-month moving averages.

- The number of employed persons in Brisbane Inner City SA4 in February 2021 was 186,700 persons, an increase of 2,800 employed persons, or 1.5% over the year (Figure 1).
- The unemployment rate in Brisbane Inner City SA4 in February 2021 was 5.3 per cent, an increase of 1.6 percentage points over the year. The unemployment rate for this area was the third-lowest of all 19 SA4s within Queensland (Figure 2).
- The participation rate in Brisbane Inner City SA4 in February 2021 was 76.0 per cent, an increase of 0.1 percentage point over the year (Table 1).

SA4 = Statistical Area Level 4 (ASGS 2016 edition)

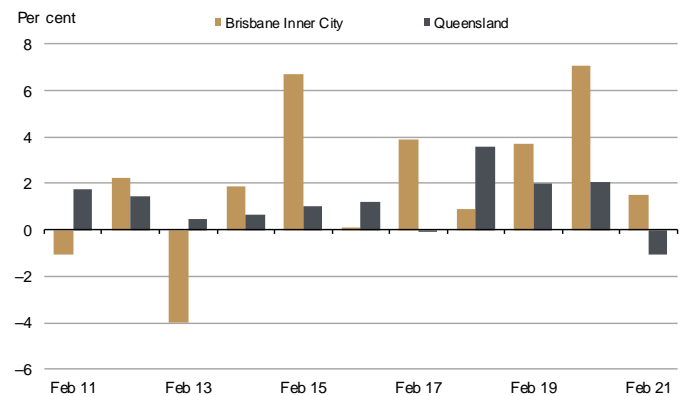
Notes (refer to website for more detailed notes):

Data for Queensland as a whole are provided for reference purposes only.

The labour force statistics presented in this brief are on a sample basis and will include a sampling error.

Totals may differ due to rounding. Figures are rounded to nearest 100 persons. Calculations are based on pre-rounded figures.

**Figure 1 Annual change in employment, Brisbane Inner City SA4**



**Figure 2 Unemployment rate by SA4, February 2021**

