

Regional labour force – Wide Bay SA4, Feb 21

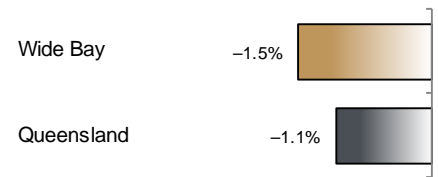
Source: ABS 6291.0.55.001, released 25 March 2021, 10:30 am (AEST)

Table 1 Labour force status, Wide Bay SA4

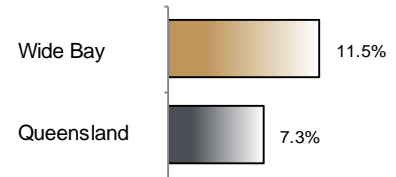
	Year ending			Annual change	
	Feb 20	Jan 21	Feb 21	persons	%
	— persons —			persons	%
Total employed	112,600	110,500	110,900	-1,700	-1.5
Total unemployed	10,400	14,500	14,400	4,000	38.2
Total labour force	123,000	124,900	125,300	2,300	1.8
Not in the labour force	124,500	124,900	124,600	100	0.1
Total persons 15+	247,500	249,800	249,900	2,400	1.0
Participation rate (%)	49.7	50.0	50.1	..	0.4 (a)
Unemployment rate (%)	8.5	11.6	11.5	..	3.0 (a)

(a) Percentage point change.

Employment growth, annual



Unemployment rate



Key data

Employment (annual change)..... ↓ 1.5%
 Unemployment rate 11.5%
 Unemployment rate (annual change) ↑ 3.0 ppt
 Participation rate 50.1%

ppt = percentage point

Main findings

Note: Due to the high standard errors associated with regional labour force survey data, the ABS and QGSO recommend using 12-month averages to reduce the volatility of the underlying original data. This volatility means it can be difficult to detect real world phenomena, such as those caused by the social distancing measures introduced to combat COVID-19, in the data. **As a result, it is not recommended regional labour force data be used to assess the impact of COVID-19.**

All data in this brief are based on 12-month moving averages.

- The number of employed persons in Wide Bay SA4 in February 2021 was 110,900 persons, a decrease of 1,700 employed persons, or 1.5% over the year (Figure 1).
- The unemployment rate in Wide Bay SA4 in February 2021 was 11.5 per cent, an increase of 3.0 percentage points over the year. The unemployment rate for this area was the second-highest of all 19 SA4s within Queensland (Figure 2).
- The participation rate in Wide Bay SA4 in February 2021 was 50.1 per cent, an increase of 0.4 percentage point over the year (Table 1).

SA4 = Statistical Area Level 4 (ASGS 2016 edition)

Notes (refer to website for more detailed notes):

Data for Queensland as a whole are provided for reference purposes only.

The labour force statistics presented in this brief are on a sample basis and will include a sampling error.

Totals may differ due to rounding. Figures are rounded to nearest 100 persons. Calculations are based on pre-rounded figures.

Figure 1 Annual change in employment, Wide Bay SA4

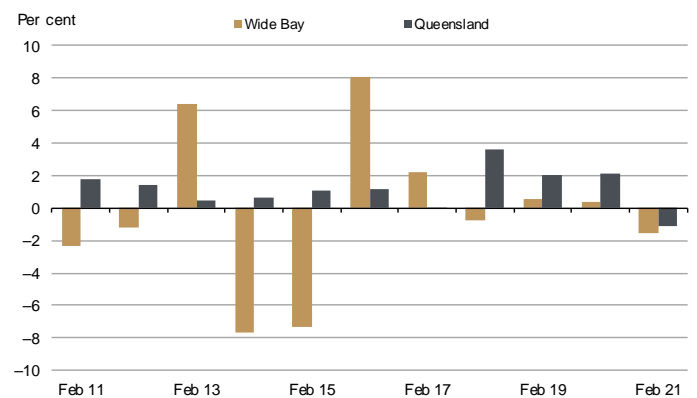


Figure 2 Unemployment rate by SA4, February 2021

