

Regional labour force – Central Queensland SA4, Mar 21

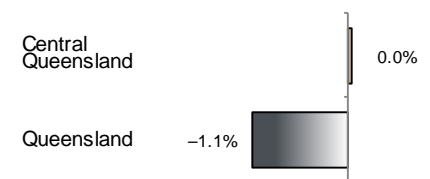
Source: ABS 6291.0.55.001, released 22 April 2021, 11:30 am (AEST)

Table 1 Labour force status, Central Queensland SA4

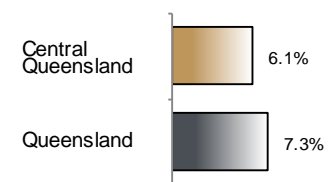
	Year ending			Annual change	
	Mar 20	Feb 21	Mar 21	persons	%
	— persons —			persons	%
Total employed	117,900	117,300	118,000	0	0.0
Total unemployed	8,100	8,100	7,700	-300	-4.3
Total labour force	126,000	125,400	125,700	-300	-0.3
Not in the labour force	51,700	52,900	52,600	900	1.8
Total persons 15+	177,700	178,300	178,300	600	0.3
Participation rate (%)	70.9	70.3	70.5	..	-0.4 (a)
Unemployment rate (%)	6.4	6.5	6.1	..	-0.3 (a)

(a) Percentage point change.

Employment growth, annual



Unemployment rate



Key data

Employment (annual change).....	0.0%
Unemployment rate	6.1%
Unemployment rate (annual change)	↓ 0.3 ppt
Participation rate	70.5%

ppt = percentage point

Main findings

Note: Due to the high standard errors associated with regional labour force survey data, the ABS and QGSO recommend using 12-month averages to reduce the volatility of the underlying original data. This volatility means it can be difficult to detect real world phenomena, such as those caused by the social distancing measures introduced to combat COVID-19, in the data. **As a result, it is not recommended regional labour force data be used to assess the impact of COVID-19.**

All data in this brief are based on 12-month moving averages.

- The number of employed persons in Central Queensland SA4 in March 2021 was 118,000 persons, unchanged over the year (Figure 1).
- The unemployment rate in Central Queensland SA4 in March 2021 was 6.1 per cent, a decrease of 0.3 percentage point over the year. The unemployment rate for this area was the sixth-lowest of all 19 SA4s within Queensland (Figure 2).
- The participation rate in Central Queensland SA4 in March 2021 was 70.5 per cent, a decrease of 0.4 percentage point over the year (Table 1).

SA4 = Statistical Area Level 4 (ASGS 2016 edition)

Notes (refer to website for more detailed notes):

Data for Queensland as a whole are provided for reference purposes only.

The labour force statistics presented in this brief are on a sample basis and will include a sampling error.

Totals may differ due to rounding. Figures are rounded to nearest 100 persons. Calculations are based on pre-rounded figures.

Figure 1 Annual change in employment, Central Queensland SA4

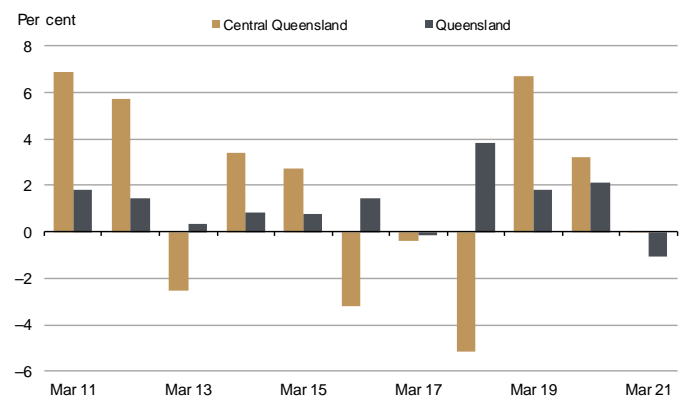


Figure 2 Unemployment rate by SA4, March 2021

