

# Regional labour force – Wide Bay SA4, Mar 21

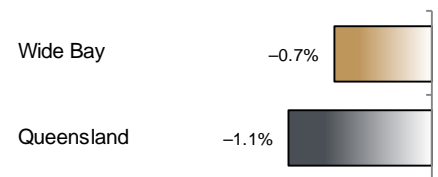
Source: ABS 6291.0.55.001, released 22 April 2021, 11:30 am (AEST)

**Table 1 Labour force status, Wide Bay SA4**

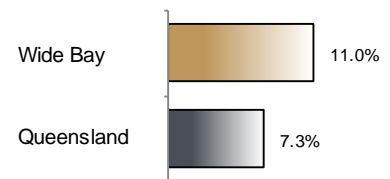
	Year ending			Annual change	
	Mar 20	Feb 21	Mar 21	persons	%
	— persons —			persons	%
Total employed	112,400	110,900	111,600	-800	-0.7
Total unemployed	11,400	14,400	13,800	2,400	20.7
Total labour force	123,900	125,300	125,400	1,500	1.2
Not in the labour force	123,900	124,600	124,600	700	0.6
Total persons 15+	247,800	249,900	250,000	2,200	0.9
Participation rate (%)	50.0	50.1	50.1	..	0.2 (a)
Unemployment rate (%)	9.2	11.5	11.0	..	1.8 (a)

(a) Percentage point change.

**Employment growth, annual**



**Unemployment rate**



## Key data

Employment (annual change)..... ↓ 0.7%  
 Unemployment rate ..... 11.0%  
 Unemployment rate (annual change) ..... ↑ 1.8 ppt  
 Participation rate ..... 50.1%

ppt = percentage point

## Main findings

Note: Due to the high standard errors associated with regional labour force survey data, the ABS and QGSO recommend using 12-month averages to reduce the volatility of the underlying original data. This volatility means it can be difficult to detect real world phenomena, such as those caused by the social distancing measures introduced to combat COVID-19, in the data. **As a result, it is not recommended regional labour force data be used to assess the impact of COVID-19.**

All data in this brief are based on 12-month moving averages.

- The number of employed persons in Wide Bay SA4 in March 2021 was 111,600 persons, a decrease of 800 employed persons, or 0.7% over the year (Figure 1).
- The unemployment rate in Wide Bay SA4 in March 2021 was 11.0 per cent, an increase of 1.8 percentage points over the year. The unemployment rate for this area was the second-highest of all 19 SA4s within Queensland (Figure 2).
- The participation rate in Wide Bay SA4 in March 2021 was 50.1 per cent, an increase of 0.2 percentage point over the year (Table 1).

SA4 = Statistical Area Level 4 (ASGS 2016 edition)

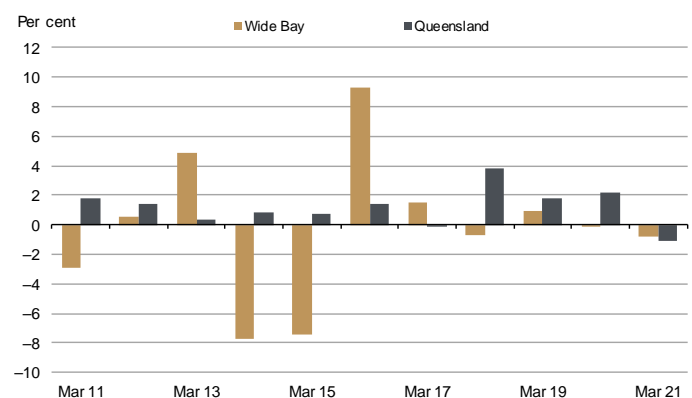
Notes (refer to website for more detailed notes):

Data for Queensland as a whole are provided for reference purposes only.

The labour force statistics presented in this brief are on a sample basis and will include a sampling error.

Totals may differ due to rounding. Figures are rounded to nearest 100 persons. Calculations are based on pre-rounded figures.

**Figure 1 Annual change in employment, Wide Bay SA4**



**Figure 2 Unemployment rate by SA4, March 2021**

