

Regional labour force – Cairns SA4, Apr 21

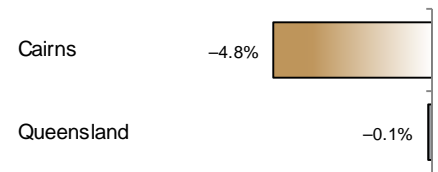
Source: ABS 6291.0.55.001, released 27 May 2021, 11:30 am (AEST)

Table 1 Labour force status, Cairns SA4

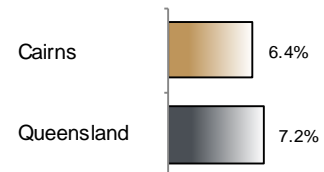
	Year ending			Annual change	
	Apr 20	Mar 21	Apr 21	persons	%
	— persons —			persons	%
Total employed	133,600	127,700	127,100	-6,500	-4.8
Total unemployed	7,600	8,800	8,700	1,100	14.1
Total labour force	141,200	136,500	135,700	-5,400	-3.8
Not in the labour force	62,700	68,600	69,500	6,800	10.8
Total persons 15+	203,900	205,200	205,200	1,400	0.7
Participation rate (%)	69.2	66.5	66.1	..	-3.1 (a)
Unemployment rate (%)	5.4	6.5	6.4	..	1.0 (a)

(a) Percentage point change.

Employment growth, annual



Unemployment rate



Key data

Employment (annual change)..... ↓ 4.8%
 Unemployment rate 6.4%
 Unemployment rate (annual change) ↑ 1.0 ppt
 Participation rate 66.1%
 ppt = percentage point

Main findings

Note: Due to the high standard errors associated with regional labour force survey data, the ABS and QGSO recommend using 12-month averages to reduce the volatility of the underlying original data. This volatility means it can be difficult to detect real world phenomena, such as those caused by the social distancing measures introduced to combat COVID-19, in the data. **As a result, it is not recommended regional labour force data be used to assess the impact of COVID-19.**

All data in this brief are based on 12-month moving averages.

- The number of employed persons in Cairns SA4 in April 2021 was 127,100 persons, a decrease of 6,500 employed persons, or 4.8% over the year (Figure 1).
- The unemployment rate in Cairns SA4 in April 2021 was 6.4 per cent, an increase of 1.0 percentage points over the year. The unemployment rate for this area was the ninth-lowest of all 19 SA4s within Queensland (Figure 2).
- The participation rate in Cairns SA4 in April 2021 was 66.1 per cent, a decrease of 3.1 percentage points over the year (Table 1).

SA4 = Statistical Area Level 4 (ASGS 2016 edition)

Notes (refer to website for more detailed notes):

Data for Queensland as a whole are provided for reference purposes only.

The labour force statistics presented in this brief are on a sample basis and will include a sampling error.

Totals may differ due to rounding. Figures are rounded to nearest 100 persons. Calculations are based on pre-rounded figures.

Figure 1 Annual change in employment, Cairns SA4

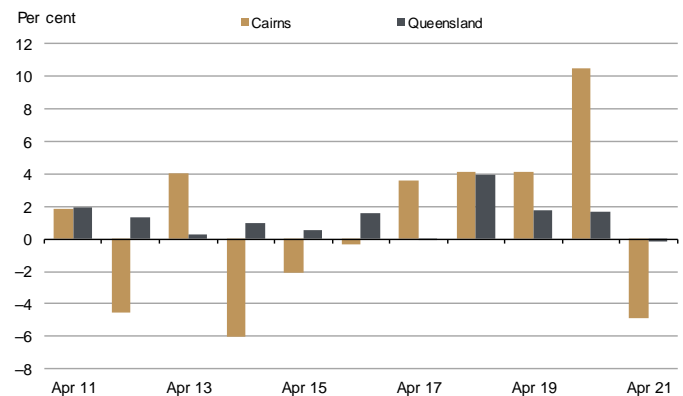


Figure 2 Unemployment rate by SA4, April 2021

