

# Regional labour force – Darling Downs - Maranoa SA4, Apr 21

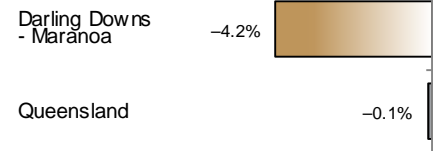
Source: ABS 6291.0.55.001, released 27 May 2021, 11:30 am (AEST)

**Table 1 Labour force status, Darling Downs - Maranoa SA4**

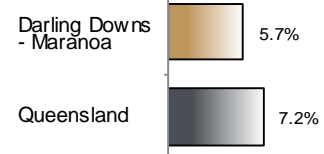
	Year ending			Annual change	
	Apr 20	Mar 21	Apr 21	persons	%
	— persons —				
Total employed	66,800	63,500	64,000	-2,800	-4.2
Total unemployed	2,000	3,600	3,900	1,900	92.9
Total labour force	68,800	67,200	67,900	-900	-1.3
Not in the labour force	33,000	34,500	33,700	700	2.0
Total persons 15+	101,900	101,700	101,600	-300	-0.2
Participation rate (%)	67.6	66.1	66.8	..	-0.7 (a)
Unemployment rate (%)	2.9	5.4	5.7	..	2.8 (a)

(a) Percentage point change.

**Employment growth, annual**



**Unemployment rate**



## Key data

Employment (annual change)..... ↓ 4.2%  
 Unemployment rate ..... 5.7%  
 Unemployment rate (annual change) ..... ↑ 2.8 ppt  
 Participation rate ..... 66.8%

ppt = percentage point

## Main findings

Note: Due to the high standard errors associated with regional labour force survey data, the ABS and QGSO recommend using 12-month averages to reduce the volatility of the underlying original data. This volatility means it can be difficult to detect real world phenomena, such as those caused by the social distancing measures introduced to combat COVID-19, in the data. **As a result, it is not recommended regional labour force data be used to assess the impact of COVID-19.**

All data in this brief are based on 12-month moving averages.

- The number of employed persons in Darling Downs - Maranoa SA4 in April 2021 was 64,000 persons, a decrease of 2,800 employed persons, or 4.2% over the year (Figure 1).
- The unemployment rate in Darling Downs - Maranoa SA4 in April 2021 was 5.7 per cent, an increase of 2.8 percentage points over the year. The unemployment rate for this area was the fourth-lowest of all 19 SA4s within Queensland (Figure 2).
- The participation rate in Darling Downs - Maranoa SA4 in April 2021 was 66.8 per cent, a decrease of 0.7 percentage point over the year (Table 1).

SA4 = Statistical Area Level 4 (ASGS 2016 edition)

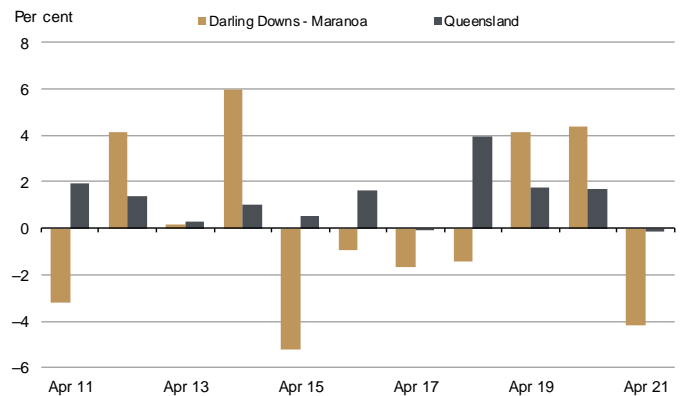
Notes (refer to website for more detailed notes):

Data for Queensland as a whole are provided for reference purposes only.

The labour force statistics presented in this brief are on a sample basis and will include a sampling error.

Totals may differ due to rounding. Figures are rounded to nearest 100 persons. Calculations are based on pre-rounded figures.

**Figure 1 Annual change in employment, Darling Downs - Maranoa SA4**



**Figure 2 Unemployment rate by SA4, April 2021**

