

Regional labour force – Toowoomba SA4, Apr 21

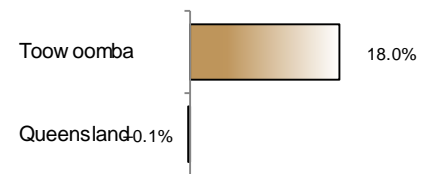
Source: ABS 6291.0.55.001, released 27 May 2021, 11:30 am (AEST)

Table 1 Labour force status, Toowoomba SA4

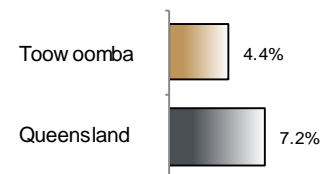
	Year ending			Annual change	
	Apr 20	Mar 21	Apr 21	persons	%
	— persons —				
Total employed	63,700	75,000	75,200	11,500	18.0
Total unemployed	4,000	3,900	3,400	-500	-13.3
Total labour force	67,700	78,900	78,600	10,900	16.2
Not in the labour force	59,200	49,300	49,600	-9,600	-16.2
Total persons 15+	126,900	128,200	128,200	1,400	1.1
Participation rate (%)	53.3	61.6	61.3	..	8.0 (a)
Unemployment rate (%)	5.9	5.0	4.4	..	-1.5 (a)

(a) Percentage point change.

Employment growth, annual



Unemployment rate



Key data

Employment (annual change)..... ↑ 18.0%
 Unemployment rate 4.4%
 Unemployment rate (annual change) ↓ 1.5 ppt
 Participation rate..... 61.3%

ppt = percentage point

Main findings

Note: Due to the high standard errors associated with regional labour force survey data, the ABS and QGSO recommend using 12-month averages to reduce the volatility of the underlying original data. This volatility means it can be difficult to detect real world phenomena, such as those caused by the social distancing measures introduced to combat COVID-19, in the data. **As a result, it is not recommended regional labour force data be used to assess the impact of COVID-19.**

All data in this brief are based on 12-month moving averages.

- The number of employed persons in Toowoomba SA4 in April 2021 was 75,200 persons, an increase of 11,500 employed persons, or 18.0% over the year (Figure 1).
- The unemployment rate in Toowoomba SA4 in April 2021 was 4.4 per cent, a decrease of 1.5 percentage points over the year. The unemployment rate for this area was the lowest of all 19 SA4s within Queensland (Figure 2).
- The participation rate in Toowoomba SA4 in April 2021 was 61.3 per cent, an increase of 8.0 percentage points over the year (Table 1).

SA4 = Statistical Area Level 4 (ASGS 2016 edition)

Notes (refer to website for more detailed notes):

Data for Queensland as a whole are provided for reference purposes only.

The labour force statistics presented in this brief are on a sample basis and will include a sampling error.

Totals may differ due to rounding. Figures are rounded to nearest 100 persons. Calculations are based on pre-rounded figures.

Figure 1 Annual change in employment, Toowoomba SA4

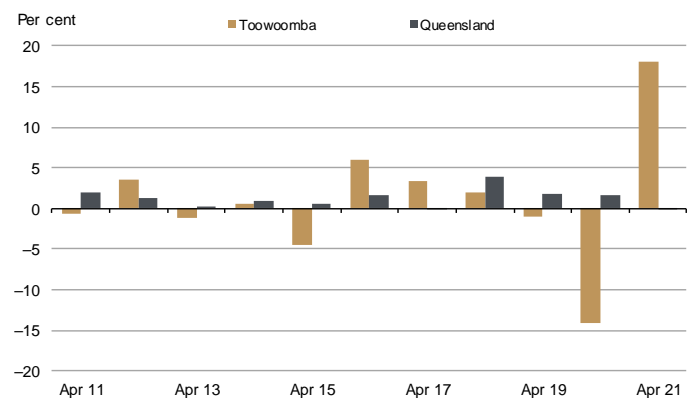


Figure 2 Unemployment rate by SA4, April 2021

