

Regional labour force – Central Queensland SA4, May 21

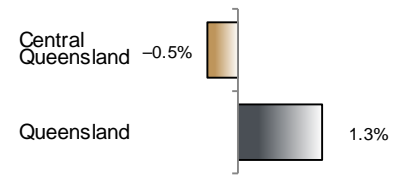
Source: ABS 6291.0.55.001, released 24 June 2021, 11:30 am (AEST)

Table 1 Labour force status, Central Queensland SA4

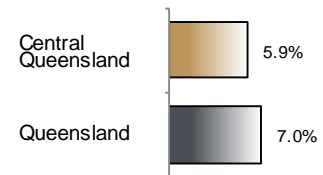
	Year ending			Annual change	
	May 20	Apr 21	May 21	persons	%
	— persons —			persons	%
Total employed	117,800	117,400	117,300	-500	-0.5
Total unemployed	8,600	7,800	7,400	-1,200	-14.5
Total labour force	126,400	125,300	124,600	-1,800	-1.4
Not in the labour force	51,500	53,000	53,600	2,200	4.2
Total persons 15+	177,900	178,300	178,200	400	0.2
Participation rate (%)	71.1	70.3	69.9	..	-1.1 (a)
Unemployment rate (%)	6.8	6.2	5.9	..	-0.9 (a)

(a) Percentage point change.

Employment growth, annual



Unemployment rate



Key data

Employment (annual change)..... ↓ 0.5%
 Unemployment rate 5.9%
 Unemployment rate (annual change) ↓ 0.9 ppt
 Participation rate 69.9%

ppt = percentage point

Main findings

Note: Due to the high standard errors associated with regional labour force survey data, the ABS and QGSO recommend using 12-month averages to reduce the volatility of the underlying original data. This volatility means it can be difficult to detect real world phenomena, such as those caused by the social distancing measures introduced to combat COVID-19, in the data. **As a result, it is not recommended regional labour force data be used to assess the impact of COVID-19.**

All data in this brief are based on 12-month moving averages.

- The number of employed persons in Central Queensland SA4 in May 2021 was 117,300 persons, a decrease of 500 employed persons, or 0.5% over the year (Figure 1).
- The unemployment rate in Central Queensland SA4 in May 2021 was 5.9 per cent, a decrease of 0.9 percentage point over the year. The unemployment rate for this area was the fifth-lowest of all 19 SA4s within Queensland (Figure 2).
- The participation rate in Central Queensland SA4 in May 2021 was 69.9 per cent, a decrease of 1.1 percentage points over the year (Table 1).

SA4 = Statistical Area Level 4 (ASGS 2016 edition)

Notes (refer to website for more detailed notes):

Data for Queensland as a whole are provided for reference purposes only.

The labour force statistics presented in this brief are on a sample basis and will include a sampling error.

Totals may differ due to rounding. Figures are rounded to nearest 100 persons. Calculations are based on pre-rounded figures.

Figure 1 Annual change in employment, Central Queensland SA4

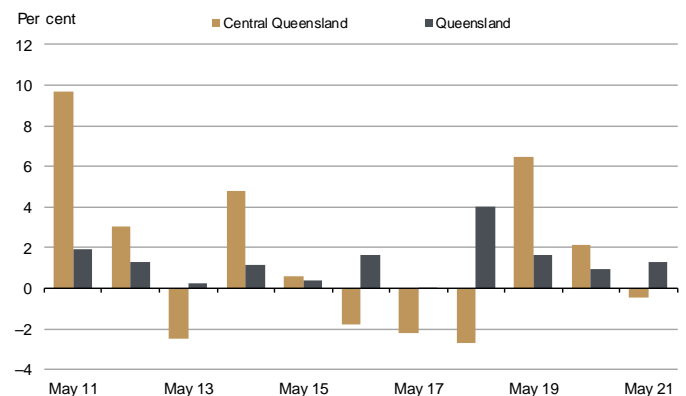


Figure 2 Unemployment rate by SA4, May 2021

