

# Regional labour force – Gold Coast SA4, May 21

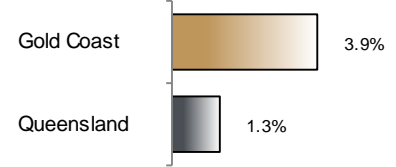
Source: ABS 6291.0.55.001, released 24 June 2021, 11:30 am (AEST)

**Table 1 Labour force status, Gold Coast SA4**

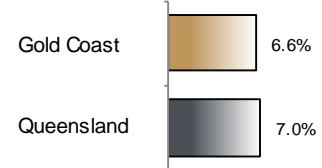
	Year ending			Annual change	
	May 20	Apr 21	May 21	persons	%
	— persons —			persons	%
Total employed	329,000	336,000	342,000	13,000	3.9
Total unemployed	19,700	25,400	24,300	4,600	23.4
Total labour force	348,700	361,400	366,300	17,600	5.0
Not in the labour force	177,200	173,700	169,600	-7,600	-4.3
Total persons 15+	525,800	535,100	535,800	10,000	1.9
Participation rate (%)	66.3	67.5	68.4	..	2.0 (a)
Unemployment rate (%)	5.6	7.0	6.6	..	1.0 (a)

(a) Percentage point change.

**Employment growth, annual**



**Unemployment rate**



## Key data

Employment (annual change)..... ↑ 3.9%  
 Unemployment rate ..... 6.6%  
 Unemployment rate (annual change) ..... ↑ 1.0 ppt  
 Participation rate..... 68.4%  
 ppt = percentage point

## Main findings

Note: Due to the high standard errors associated with regional labour force survey data, the ABS and QGSO recommend using 12-month averages to reduce the volatility of the underlying original data. This volatility means it can be difficult to detect real world phenomena, such as those caused by the social distancing measures introduced to combat COVID-19, in the data. **As a result, it is not recommended regional labour force data be used to assess the impact of COVID-19.**

All data in this brief are based on 12-month moving averages.

- The number of employed persons in Gold Coast SA4 in May 2021 was 342,000 persons, an increase of 13,000 employed persons, or 3.9% over the year (Figure 1).
- The unemployment rate in Gold Coast SA4 in May 2021 was 6.6 per cent, an increase of 1.0 percentage point over the year. The unemployment rate for this area was the tenth-lowest of all 19 SA4s within Queensland (Figure 2).
- The participation rate in Gold Coast SA4 in May 2021 was 68.4 per cent, an increase of 2.0 percentage points over the year (Table 1).

SA4 = Statistical Area Level 4 (ASGS 2016 edition)

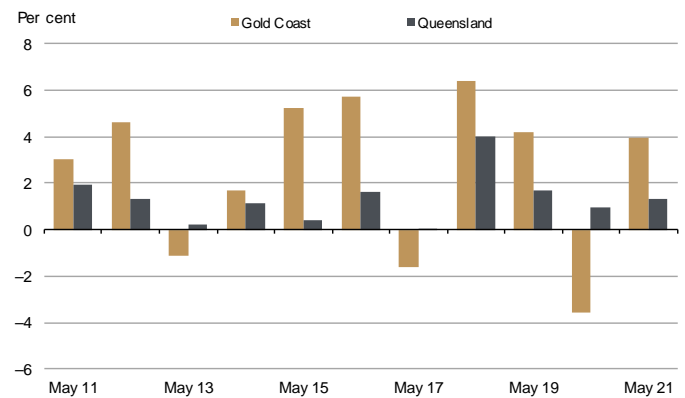
Notes (refer to website for more detailed notes):

Data for Queensland as a whole are provided for reference purposes only.

The labour force statistics presented in this brief are on a sample basis and will include a sampling error.

Totals may differ due to rounding. Figures are rounded to nearest 100 persons. Calculations are based on pre-rounded figures.

**Figure 1 Annual change in employment, Gold Coast SA4**



**Figure 2 Unemployment rate by SA4, May 2021**

