

# Regional labour force – Ipswich SA4, May 21

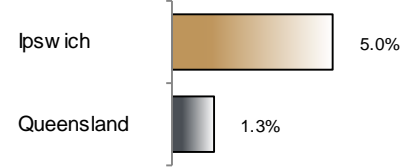
Source: ABS 6291.0.55.001, released 24 June 2021, 11:30 am (AEST)

**Table 1 Labour force status, Ipswich SA4**

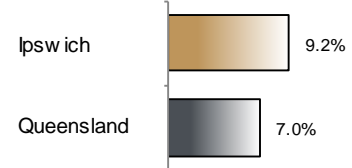
	Year ending			Annual change	
	May 20	Apr 21	May 21	persons	%
	— persons —			persons	%
Total employed	168,000	174,300	176,400	8,400	5.0
Total unemployed	15,300	18,000	17,800	2,500	16.5
Total labour force	183,300	192,300	194,200	10,900	5.9
Not in the labour force	97,600	95,100	93,700	-3,900	-4.0
Total persons 15+	281,000	287,400	287,900	6,900	2.5
Participation rate (%)	65.3	66.9	67.5	..	2.2 (a)
Unemployment rate (%)	8.4	9.3	9.2	..	0.8 (a)

(a) Percentage point change.

**Employment growth, annual**



**Unemployment rate**



## Key data

Employment (annual change)..... ↑ 5.0%  
 Unemployment rate ..... 9.2%  
 Unemployment rate (annual change) ..... ↑ 0.8 ppt  
 Participation rate..... 67.5%

ppt = percentage point

## Main findings

Note: Due to the high standard errors associated with regional labour force survey data, the ABS and QGSO recommend using 12-month averages to reduce the volatility of the underlying original data. This volatility means it can be difficult to detect real world phenomena, such as those caused by the social distancing measures introduced to combat COVID-19, in the data. **As a result, it is not recommended regional labour force data be used to assess the impact of COVID-19.**

All data in this brief are based on 12-month moving averages.

- The number of employed persons in Ipswich SA4 in May 2021 was 176,400 persons, an increase of 8,400 employed persons, or 5.0% over the year (Figure 1).
- The unemployment rate in Ipswich SA4 in May 2021 was 9.2 per cent, an increase of 0.8 percentage point over the year. The unemployment rate for this area was the third-highest of all 19 SA4s within Queensland (Figure 2).
- The participation rate in Ipswich SA4 in May 2021 was 67.5 per cent, an increase of 2.2 percentage points over the year (Table 1).

SA4 = Statistical Area Level 4 (ASGS 2016 edition)

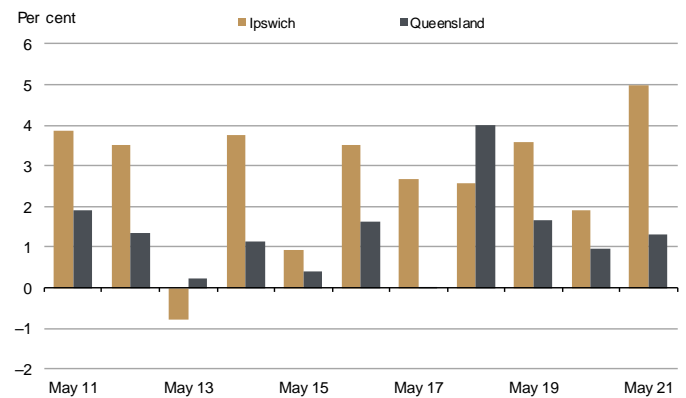
Notes (refer to website for more detailed notes):

Data for Queensland as a whole are provided for reference purposes only.

The labour force statistics presented in this brief are on a sample basis and will include a sampling error.

Totals may differ due to rounding. Figures are rounded to nearest 100 persons. Calculations are based on pre-rounded figures.

**Figure 1 Annual change in employment, Ipswich SA4**



**Figure 2 Unemployment rate by SA4, May 2021**

