

Regional labour force – Moreton Bay - North SA4, May 21

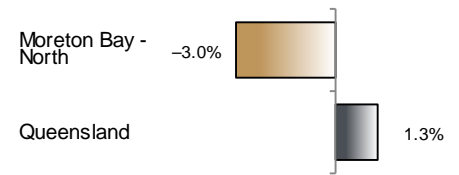
Source: ABS 6291.0.55.001, released 24 June 2021, 11:30 am (AEST)

Table 1 Labour force status, Moreton Bay - North SA4

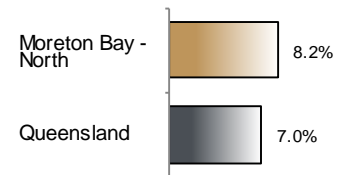
	Year ending			Annual change	
	May 20	Apr 21	May 21	persons	%
	— persons —			persons	%
Total employed	105,000	101,100	101,900	-3,200	-3.0
Total unemployed	8,500	9,500	9,100	600	7.7
Total labour force	113,500	110,600	111,000	-2,500	-2.2
Not in the labour force	96,000	102,200	102,100	6,100	6.3
Total persons 15+	209,500	212,800	213,100	3,600	1.7
Participation rate (%)	54.2	52.0	52.1	..	-2.1 (a)
Unemployment rate (%)	7.5	8.6	8.2	..	0.8 (a)

(a) Percentage point change.

Employment growth, annual



Unemployment rate



Key data

Employment (annual change)..... ↓ 3.0%
 Unemployment rate 8.2%
 Unemployment rate (annual change) ↑ 0.8 ppt
 Participation rate 52.1%

ppt = percentage point

Main findings

Note: Due to the high standard errors associated with regional labour force survey data, the ABS and QGSO recommend using 12-month averages to reduce the volatility of the underlying original data. This volatility means it can be difficult to detect real world phenomena, such as those caused by the social distancing measures introduced to combat COVID-19, in the data. **As a result, it is not recommended regional labour force data be used to assess the impact of COVID-19.**

All data in this brief are based on 12-month moving averages.

- The number of employed persons in Moreton Bay - North SA4 in May 2021 was 101,900 persons, a decrease of 3,200 employed persons, or 3.0% over the year (Figure 1).
- The unemployment rate in Moreton Bay - North SA4 in May 2021 was 8.2 per cent, an increase of 0.8 percentage point over the year. The unemployment rate for this area was the fifth-highest of all 19 SA4s within Queensland (Figure 2).
- The participation rate in Moreton Bay - North SA4 in May 2021 was 52.1 per cent, a decrease of 2.1 percentage points over the year (Table 1).

SA4 = Statistical Area Level 4 (ASGS 2016 edition)

Notes (refer to website for more detailed notes):

Data for Queensland as a whole are provided for reference purposes only.

The labour force statistics presented in this brief are on a sample basis and will include a sampling error.

Totals may differ due to rounding. Figures are rounded to nearest 100 persons. Calculations are based on pre-rounded figures.

Figure 1 Annual change in employment, Moreton Bay - North SA4

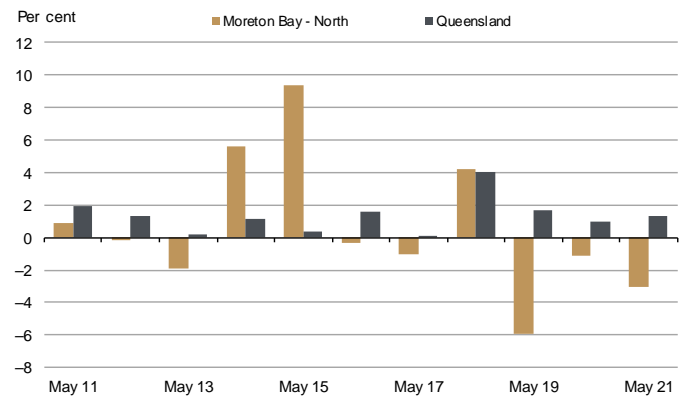


Figure 2 Unemployment rate by SA4, May 2021

