

# Regional labour force – Cairns SA4, Jun 21

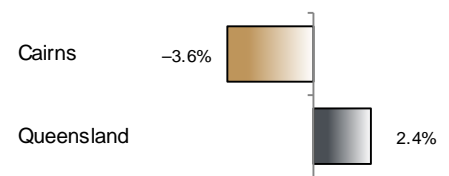
Source: ABS 6291.0.55.001, released 22 July 2021, 11:30 am (AEST)

**Table 1 Labour force status, Cairns SA4**

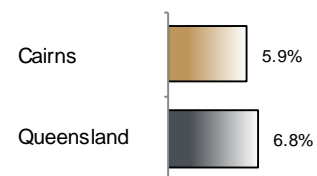
	Year ending			Annual change	
	Jun 20	May 21	Jun 21	persons	%
	— persons —			persons	%
Total employed	132,300	127,900	127,500	-4,800	-3.6
Total unemployed	8,400	8,200	8,100	-300	-3.9
Total labour force	140,700	136,100	135,600	-5,100	-3.7
Not in the labour force	63,500	69,200	69,800	6,300	9.9
Total persons 15+	204,200	205,300	205,300	1,100	0.5
Participation rate (%)	68.9	66.3	66.0	..	-2.9 (a)
Unemployment rate (%)	6.0	6.0	5.9	..	-0.0 (a)

(a) Percentage point change.

**Employment growth, annual**



**Unemployment rate**



## Key data

Employment (annual change)..... ↓ 3.6%  
 Unemployment rate ..... 5.9%  
 Unemployment rate (annual change) ..... 0.0 ppt  
 Participation rate ..... 66.0%

ppt = percentage point

## Main findings

Note: Due to the high standard errors associated with regional labour force survey data, the ABS and QGSO recommend using 12-month averages to reduce the volatility of the underlying original data. This volatility means it can be difficult to detect real world phenomena, such as those caused by the social distancing measures introduced to combat COVID-19, in the data. **As a result, it is not recommended regional labour force data be used to assess the impact of COVID-19.**

All data in this brief are based on 12-month moving averages.

- The number of employed persons in Cairns SA4 in June 2021 was 127,500 persons, a decrease of 4,800 employed persons, or 3.6% over the year (Figure 1).
- The unemployment rate in Cairns SA4 in June 2021 was 5.9 per cent, unchanged over the year. The unemployment rate for this area was the sixth-lowest of all 19 SA4s within Queensland (Figure 2).
- The participation rate in Cairns SA4 in June 2021 was 66.0 per cent, a decrease of 2.9 percentage points over the year (Table 1).

SA4 = Statistical Area Level 4 (ASGS 2016 edition)

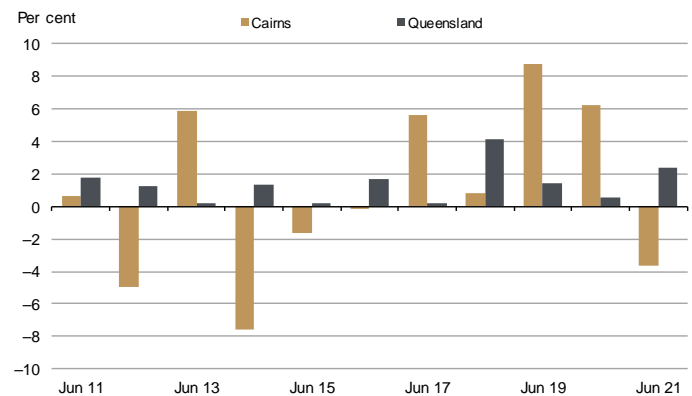
Notes (refer to website for more detailed notes):

Data for Queensland as a whole are provided for reference purposes only.

The labour force statistics presented in this brief are on a sample basis and will include a sampling error.

Totals may differ due to rounding. Figures are rounded to nearest 100 persons. Calculations are based on pre-rounded figures.

**Figure 1 Annual change in employment, Cairns SA4**



**Figure 2 Unemployment rate by SA4, June 2021**

