

# Regional labour force – Gold Coast SA4, Jun 21

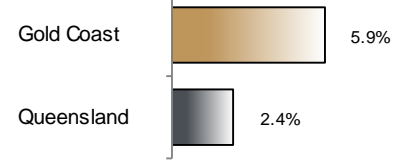
Source: ABS 6291.0.55.001, released 22 July 2021, 11:30 am (AEST)

**Table 1 Labour force status, Gold Coast SA4**

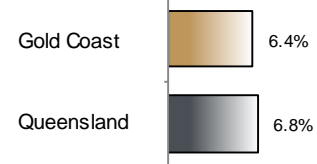
	Year ending			Annual change	
	Jun 20	May 21	Jun 21	persons	%
	— persons —				
Total employed	327,100	342,000	346,300	19,200	5.9
Total unemployed	20,000	24,300	23,500	3,500	17.4
Total labour force	347,100	366,300	369,800	22,700	6.5
Not in the labour force	179,800	169,600	166,700	-13,000	-7.2
Total persons 15+	526,900	535,800	536,500	9,700	1.8
Participation rate (%)	65.9	68.4	68.9	..	3.0 (a)
Unemployment rate (%)	5.8	6.6	6.4	..	0.6 (a)

(a) Percentage point change.

**Employment growth, annual**



**Unemployment rate**



## Key data

Employment (annual change)..... ↑ 5.9%  
 Unemployment rate ..... 6.4%  
 Unemployment rate (annual change) ..... ↑ 0.6 ppt  
 Participation rate..... 68.9%

ppt = percentage point

## Main findings

Note: Due to the high standard errors associated with regional labour force survey data, the ABS and QGSO recommend using 12-month averages to reduce the volatility of the underlying original data. This volatility means it can be difficult to detect real world phenomena, such as those caused by the social distancing measures introduced to combat COVID-19, in the data. **As a result, it is not recommended regional labour force data be used to assess the impact of COVID-19.**

All data in this brief are based on 12-month moving averages.

- The number of employed persons in Gold Coast SA4 in June 2021 was 346,300 persons, an increase of 19,200 employed persons, or 5.9% over the year (Figure 1).
- The unemployment rate in Gold Coast SA4 in June 2021 was 6.4 per cent, an increase of 0.6 percentage point over the year. The unemployment rate for this area was the tenth-lowest of all 19 SA4s within Queensland (Figure 2).
- The participation rate in Gold Coast SA4 in June 2021 was 68.9 per cent, an increase of 3.0 percentage points over the year (Table 1).

SA4 = Statistical Area Level 4 (ASGS 2016 edition)

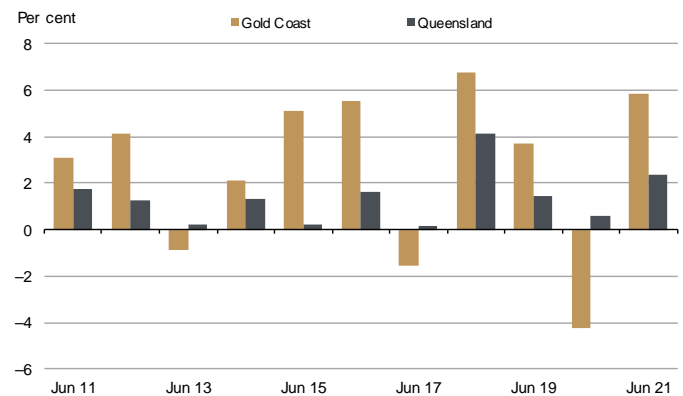
Notes (refer to website for more detailed notes):

Data for Queensland as a whole are provided for reference purposes only.

The labour force statistics presented in this brief are on a sample basis and will include a sampling error.

Totals may differ due to rounding. Figures are rounded to nearest 100 persons. Calculations are based on pre-rounded figures.

**Figure 1 Annual change in employment, Gold Coast SA4**



**Figure 2 Unemployment rate by SA4, June 2021**

