

Regional labour force – Queensland - Outback SA4, Jun 21

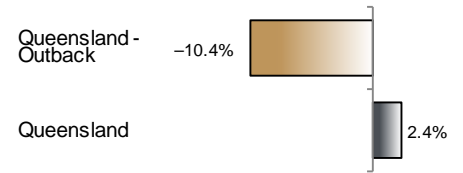
Source: ABS 6291.0.55.001, released 22 July 2021, 11:30 am (AEST)

Table 1 Labour force status, Queensland - Outback SA4

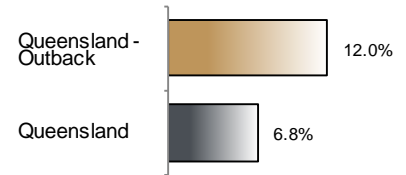
	Year ending			Annual change	
	Jun 20	May 21	Jun 21	persons	%
	— persons —			persons	%
Total employed	42,600	38,000	38,100	-4,400	-10.4
Total unemployed	4,500	5,100	5,200	700	14.6
Total labour force	47,100	43,200	43,300	-3,800	-8.0
Not in the labour force	15,800	19,600	19,400	3,700	23.2
Total persons 15+	62,800	62,800	62,700	-100	-0.2
Participation rate (%)	74.9	68.8	69.1	..	-5.9 (a)
Unemployment rate (%)	9.6	11.9	12.0	..	2.4 (a)

(a) Percentage point change.

Employment growth, annual



Unemployment rate



Key data

Employment (annual change)..... ↓ 10.4%
 Unemployment rate 12.0%
 Unemployment rate (annual change) ↑ 2.4 ppt
 Participation rate 69.1%
 ppt = percentage point

Main findings

Note: Due to the high standard errors associated with regional labour force survey data, the ABS and QGSO recommend using 12-month averages to reduce the volatility of the underlying original data. This volatility means it can be difficult to detect real world phenomena, such as those caused by the social distancing measures introduced to combat COVID-19, in the data. **As a result, it is not recommended regional labour force data be used to assess the impact of COVID-19.**

All data in this brief are based on 12-month moving averages.

- The number of employed persons in Queensland - Outback SA4 in June 2021 was 38,100 persons, a decrease of 4,400 employed persons, or 10.4% over the year (Figure 1).
- The unemployment rate in Queensland - Outback SA4 in June 2021 was 12.0 per cent, an increase of 2.4 percentage points over the year. The unemployment rate for this area was the highest of all 19 SA4s within Queensland (Figure 2).
- The participation rate in Queensland - Outback SA4 in June 2021 was 69.1 per cent, a decrease of 5.9 percentage points over the year (Table 1).

SA4 = Statistical Area Level 4 (ASGS 2016 edition)

Notes (refer to website for more detailed notes):

Data for Queensland as a whole are provided for reference purposes only.

The labour force statistics presented in this brief are on a sample basis and will include a sampling error.

Totals may differ due to rounding. Figures are rounded to nearest 100 persons. Calculations are based on pre-rounded figures.

Figure 1 Annual change in employment, Queensland - Outback SA4

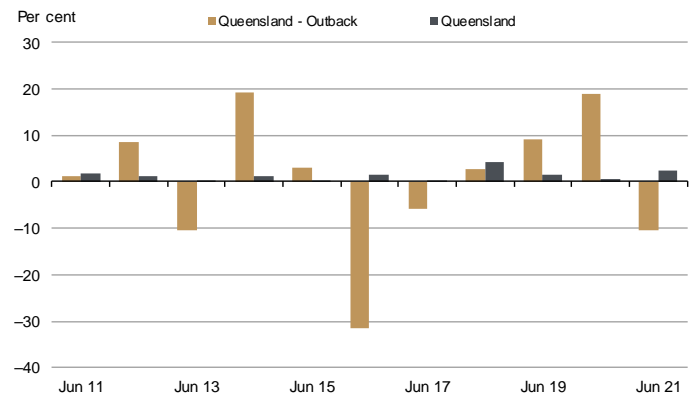


Figure 2 Unemployment rate by SA4, June 2021

