

Regional labour force – Moreton Bay - South SA4, Jul 21

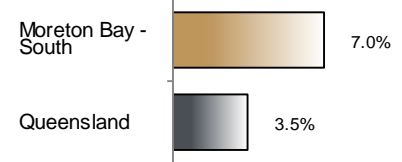
Source: ABS 6291.0.55.001, released 26 August 2021, 11:30 am (AEST)

Table 1 Labour force status, Moreton Bay - South SA4

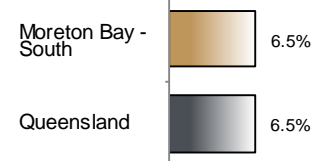
	Year ending			Annual change	
	Jul 20	Jun 21	Jul 21	persons	%
	— persons —			persons	%
Total employed	109,600	116,500	117,300	7,700	7.0
Total unemployed	8,700	8,900	8,200	-500	-5.8
Total labour force	118,300	125,400	125,500	7,200	6.1
Not in the labour force	52,600	48,900	49,100	-3,500	-6.7
Total persons 15+	170,900	174,300	174,500	3,700	2.2
Participation rate (%)	69.2	72.0	71.9	..	2.7 (a)
Unemployment rate (%)	7.4	7.1	6.5	..	-0.8 (a)

(a) Percentage point change.

Employment growth, annual



Unemployment rate



Key data

Employment (annual change).....↑ 7.0%
 Unemployment rate 6.5%
 Unemployment rate (annual change) ↓ 0.8 ppt
 Participation rate..... 71.9%

ppt = percentage point

Main findings

Note: Due to the high standard errors associated with regional labour force survey data, the ABS and QGSO recommend using 12-month averages to reduce the volatility of the underlying original data. This volatility means it can be difficult to detect real world phenomena, such as those caused by the social distancing measures introduced to combat COVID-19, in the data. **As a result, it is not recommended regional labour force data be used to assess the impact of COVID-19.**

All data in this brief are based on 12-month moving averages.

- The number of employed persons in Moreton Bay - South SA4 in July 2021 was 117,300 persons, an increase of 7,700 employed persons, or 7.0% over the year (Figure 1).
- The unemployment rate in Moreton Bay - South SA4 in July 2021 was 6.5 per cent, a decrease of 0.8 percentage point over the year. The unemployment rate for this area was the seventh-highest of all 19 SA4s within Queensland (Figure 2).
- The participation rate in Moreton Bay - South SA4 in July 2021 was 71.9 per cent, an increase of 2.7 percentage points over the year (Table 1).

SA4 = Statistical Area Level 4 (ASGS 2016 edition)

Notes (refer to website for more detailed notes):

Data for Queensland as a whole are provided for reference purposes only.

The labour force statistics presented in this brief are on a sample basis and will include a sampling error.

Totals may differ due to rounding. Figures are rounded to nearest 100 persons. Calculations are based on pre-rounded figures.

Figure 1 Annual change in employment, Moreton Bay - South SA4

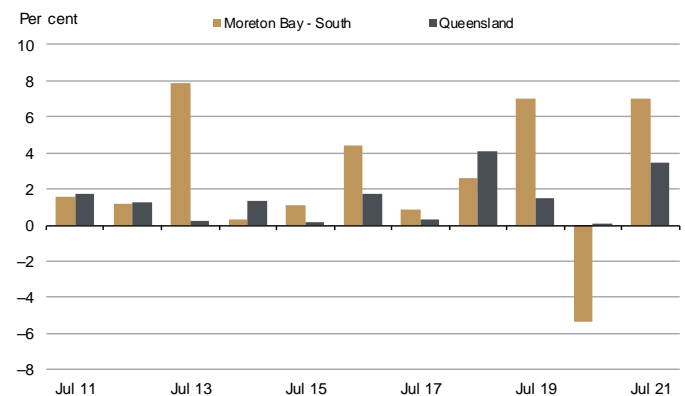


Figure 2 Unemployment rate by SA4, July 2021

