

# Regional labour force – Townsville SA4, Jul 21

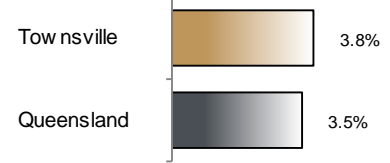
Source: ABS 6291.0.55.001, released 26 August 2021, 11:30 am (AEST)

**Table 1 Labour force status, Townsville SA4**

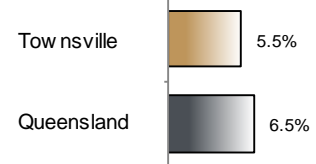
	Year ending			Annual change	
	Jul 20	Jun 21	Jul 21	persons	%
	— persons —			persons	%
Total employed	110,400	113,900	114,600	4,200	3.8
Total unemployed	8,700	7,100	6,600	-2,100	-24.2
Total labour force	119,100	121,000	121,200	2,100	1.8
Not in the labour force	66,400	64,500	64,200	-2,200	-3.3
Total persons 15+	185,500	185,500	185,500	-100	-0.0
Participation rate (%)	64.2	65.2	65.4	..	1.2 (a)
Unemployment rate (%)	7.3	5.8	5.5	..	-1.9 (a)

(a) Percentage point change.

**Employment growth, annual**



**Unemployment rate**



## Key data

Employment (annual change)..... ↑ 3.8%  
 Unemployment rate ..... 5.5%  
 Unemployment rate (annual change) ..... ↓ 1.9 ppt  
 Participation rate ..... 65.4%

ppt = percentage point

## Main findings

Note: Due to the high standard errors associated with regional labour force survey data, the ABS and QGSO recommend using 12-month averages to reduce the volatility of the underlying original data. This volatility means it can be difficult to detect real world phenomena, such as those caused by the social distancing measures introduced to combat COVID-19, in the data. **As a result, it is not recommended regional labour force data be used to assess the impact of COVID-19.**

All data in this brief are based on 12-month moving averages.

- The number of employed persons in Townsville SA4 in July 2021 was 114,600 persons, an increase of 4,200 employed persons, or 3.8% over the year (Figure 1).
- The unemployment rate in Townsville SA4 in July 2021 was 5.5 per cent, a decrease of 1.9 percentage points over the year. The unemployment rate for this area was the fifth-lowest of all 19 SA4s within Queensland (Figure 2).
- The participation rate in Townsville SA4 in July 2021 was 65.4 per cent, an increase of 1.2 percentage points over the year (Table 1).

SA4 = Statistical Area Level 4 (ASGS 2016 edition)

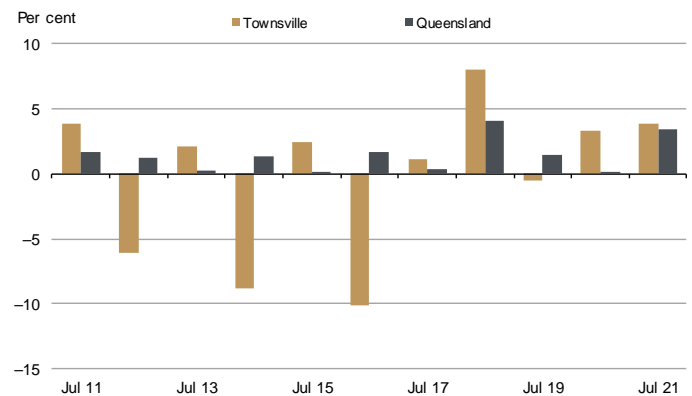
Notes (refer to website for more detailed notes):

Data for Queensland as a whole are provided for reference purposes only.

The labour force statistics presented in this brief are on a sample basis and will include a sampling error.

Totals may differ due to rounding. Figures are rounded to nearest 100 persons. Calculations are based on pre-rounded figures.

**Figure 1 Annual change in employment, Townsville SA4**



**Figure 2 Unemployment rate by SA4, July 2021**

