

# Regional labour force – Brisbane Inner City SA4, Aug 21

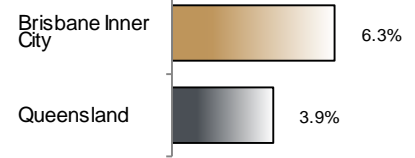
Source: ABS 6291.0.55.001, released 23 September 2021, 11:30 am (AEST)

**Table 1 Labour force status, Brisbane Inner City SA4**

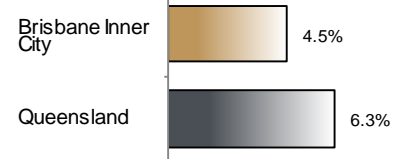
	Year ending			Annual change	
	Aug 20	Jul 21	Aug 21	persons	%
	— persons —			persons	%
Total employed	183,700	194,800	195,200	11,600	6.3
Total unemployed	8,500	9,300	9,200	700	7.7
Total labour force	192,200	204,100	204,400	12,200	6.4
Not in the labour force	62,900	55,900	56,100	-6,800	-10.8
Total persons 15+	255,100	260,100	260,500	5,400	2.1
Participation rate (%)	75.3	78.5	78.5	..	3.1 (a)
Unemployment rate (%)	4.4	4.6	4.5	..	0.1 (a)

(a) Percentage point change.

**Employment growth, annual**



**Unemployment rate**



## Key data

Employment (annual change)..... ↑ 6.3%  
 Unemployment rate ..... 4.5%  
 Unemployment rate (annual change) ..... ↑ 0.1 ppt  
 Participation rate ..... 78.5%

ppt = percentage point

## Main findings

Note: Due to the high standard errors associated with regional labour force survey data, the ABS and QGSO recommend using 12-month averages to reduce the volatility of the underlying original data. This volatility means it can be difficult to detect real world phenomena, such as those caused by the social distancing measures introduced to combat COVID-19, in the data. **As a result, it is not recommended regional labour force data be used to assess the impact of COVID-19.**

All data in this brief are based on 12-month moving averages.

- The number of employed persons in Brisbane Inner City SA4 in August 2021 was 195,200 persons, an increase of 11,600 employed persons, or 6.3% over the year (Figure 1).
- The unemployment rate in Brisbane Inner City SA4 in August 2021 was 4.5 per cent, an increase of 0.1 percentage point over the year. The unemployment rate for this area was the third-lowest of all 19 SA4s within Queensland (Figure 2).
- The participation rate in Brisbane Inner City SA4 in August 2021 was 78.5 per cent, an increase of 3.1 percentage points over the year (Table 1).

SA4 = Statistical Area Level 4 (ASGS 2016 edition)

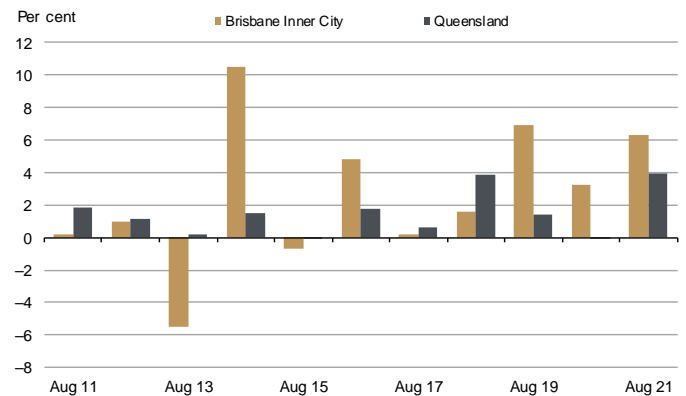
Notes (refer to website for more detailed notes):

Data for Queensland as a whole are provided for reference purposes only.

The labour force statistics presented in this brief are on a sample basis and will include a sampling error.

Totals may differ due to rounding. Figures are rounded to nearest 100 persons. Calculations are based on pre-rounded figures.

**Figure 1 Annual change in employment, Brisbane Inner City SA4**



**Figure 2 Unemployment rate by SA4, August 2021**

