

# Regional labour force – Ipswich SA4, Aug 21

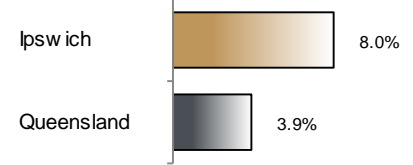
Source: ABS 6291.0.55.001, released 23 September 2021, 11:30 am (AEST)

**Table 1 Labour force status, Ipswich SA4**

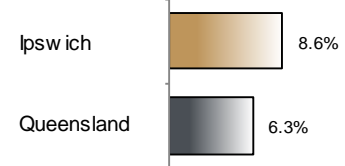
	Year ending			Annual change	
	Aug 20	Jul 21	Aug 21	persons	%
	— persons —				
Total employed	167,300	179,200	180,800	13,400	8.0
Total unemployed	16,100	17,100	17,000	900	5.7
Total labour force	183,400	196,200	197,800	14,300	7.8
Not in the labour force	98,900	91,300	90,200	-8,700	-8.8
Total persons 15+	282,300	287,500	287,900	5,600	2.0
Participation rate (%)	65.0	68.3	68.7	..	3.7 (a)
Unemployment rate (%)	8.8	8.7	8.6	..	-0.2 (a)

(a) Percentage point change.

**Employment growth, annual**



**Unemployment rate**



## Key data

Employment (annual change)..... ↑ 8.0%  
 Unemployment rate ..... 8.6%  
 Unemployment rate (annual change) ..... ↓ 0.2 ppt  
 Participation rate..... 68.7%

ppt = percentage point

## Main findings

Note: Due to the high standard errors associated with regional labour force survey data, the ABS and QGSO recommend using 12-month averages to reduce the volatility of the underlying original data. This volatility means it can be difficult to detect real world phenomena, such as those caused by the social distancing measures introduced to combat COVID-19, in the data. **As a result, it is not recommended regional labour force data be used to assess the impact of COVID-19.**

All data in this brief are based on 12-month moving averages.

- The number of employed persons in Ipswich SA4 in August 2021 was 180,800 persons, an increase of 13,400 employed persons, or 8.0% over the year (Figure 1).
- The unemployment rate in Ipswich SA4 in August 2021 was 8.6 per cent, a decrease of 0.2 percentage point over the year. The unemployment rate for this area was the fourth-highest of all 19 SA4s within Queensland (Figure 2).
- The participation rate in Ipswich SA4 in August 2021 was 68.7 per cent, an increase of 3.7 percentage points over the year (Table 1).

SA4 = Statistical Area Level 4 (ASGS 2016 edition)

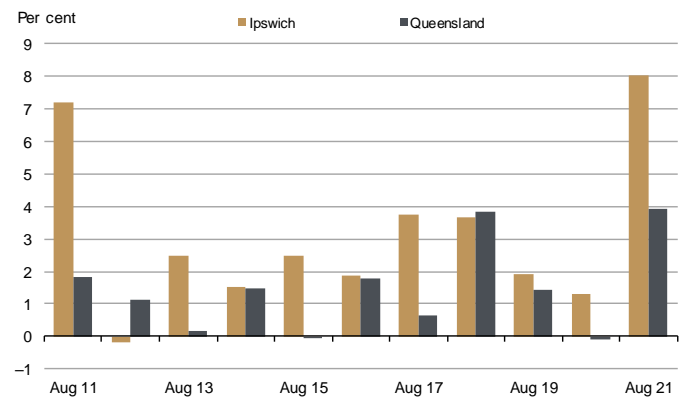
Notes (refer to website for more detailed notes):

Data for Queensland as a whole are provided for reference purposes only.

The labour force statistics presented in this brief are on a sample basis and will include a sampling error.

Totals may differ due to rounding. Figures are rounded to nearest 100 persons. Calculations are based on pre-rounded figures.

**Figure 1 Annual change in employment, Ipswich SA4**



**Figure 2 Unemployment rate by SA4, August 2021**

