

Regional labour force – Logan - Beaudesert SA4, Aug 21

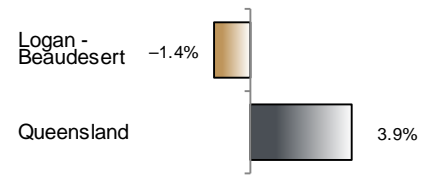
Source: ABS 6291.0.55.001, released 23 September 2021, 11:30 am (AEST)

Table 1 Labour force status, Logan - Beaudesert SA4

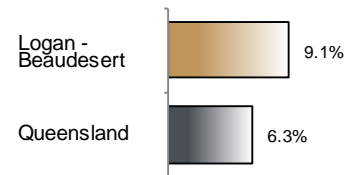
	Year ending			Annual change	
	Aug 20	Jul 21	Aug 21	persons	%
	— persons —			persons	%
Total employed	160,700	158,000	158,500	-2,200	-1.4
Total unemployed	13,600	16,000	15,900	2,400	17.3
Total labour force	174,300	173,900	174,400	200	0.1
Not in the labour force	99,300	103,900	103,800	4,500	4.5
Total persons 15+	273,600	277,800	278,200	4,700	1.7
Participation rate (%)	63.7	62.6	62.7	..	-1.0 (a)
Unemployment rate (%)	7.8	9.2	9.1	..	1.3 (a)

(a) Percentage point change.

Employment growth, annual



Unemployment rate



Key data

Employment (annual change)..... ↓ 1.4%
 Unemployment rate 9.1%
 Unemployment rate (annual change) ↑ 1.3 ppt
 Participation rate 62.7%

ppt = percentage point

Main findings

Note: Due to the high standard errors associated with regional labour force survey data, the ABS and QGSO recommend using 12-month averages to reduce the volatility of the underlying original data. This volatility means it can be difficult to detect real world phenomena, such as those caused by the social distancing measures introduced to combat COVID-19, in the data. **As a result, it is not recommended regional labour force data be used to assess the impact of COVID-19.**

All data in this brief are based on 12-month moving averages.

- The number of employed persons in Logan - Beaudesert SA4 in August 2021 was 158,500 persons, a decrease of 2,200 employed persons, or 1.4% over the year (Figure 1).
- The unemployment rate in Logan - Beaudesert SA4 in August 2021 was 9.1 per cent, an increase of 1.3 percentage points over the year. The unemployment rate for this area was the second-highest of all 19 SA4s within Queensland (Figure 2).
- The participation rate in Logan - Beaudesert SA4 in August 2021 was 62.7 per cent, a decrease of 1.0 percentage point over the year (Table 1).

SA4 = Statistical Area Level 4 (ASGS 2016 edition)

Notes (refer to website for more detailed notes):

Data for Queensland as a whole are provided for reference purposes only.

The labour force statistics presented in this brief are on a sample basis and will include a sampling error.

Totals may differ due to rounding. Figures are rounded to nearest 100 persons. Calculations are based on pre-rounded figures.

Figure 1 Annual change in employment, Logan - Beaudesert SA4

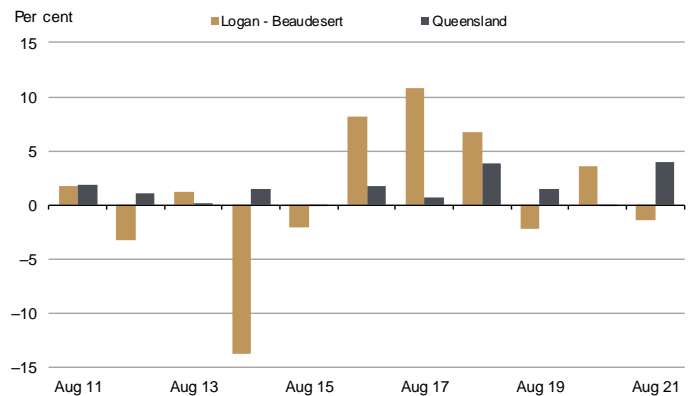


Figure 2 Unemployment rate by SA4, August 2021

