

# Regional labour force – Moreton Bay - North SA4, Aug 21

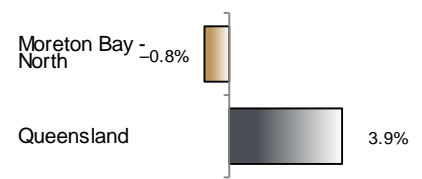
Source: ABS 6291.0.55.001, released 23 September 2021, 11:30 am (AEST)

**Table 1 Labour force status, Moreton Bay - North SA4**

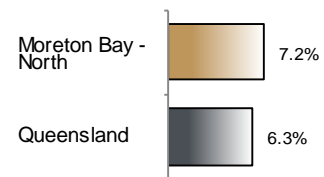
	Year ending			Annual change	
	Aug 20	Jul 21	Aug 21	persons	%
	— persons —			persons	%
Total employed	106,000	104,300	105,100	-900	-0.8
Total unemployed	8,700	8,500	8,200	-500	-6.0
Total labour force	114,700	112,700	113,300	-1,400	-1.2
Not in the labour force	96,200	101,600	101,300	5,100	5.3
Total persons 15+	210,900	214,300	214,600	3,700	1.8
Participation rate (%)	54.4	52.6	52.8	..	-1.6 (a)
Unemployment rate (%)	7.6	7.5	7.2	..	-0.4 (a)

(a) Percentage point change.

**Employment growth, annual**



**Unemployment rate**



## Key data

Employment (annual change)..... ↓ 0.8%  
 Unemployment rate ..... 7.2%  
 Unemployment rate (annual change) ..... ↓ 0.4 ppt  
 Participation rate..... 52.8%

ppt = percentage point

## Main findings

Note: Due to the high standard errors associated with regional labour force survey data, the ABS and QGSO recommend using 12-month averages to reduce the volatility of the underlying original data. This volatility means it can be difficult to detect real world phenomena, such as those caused by the social distancing measures introduced to combat COVID-19, in the data. **As a result, it is not recommended regional labour force data be used to assess the impact of COVID-19.**

All data in this brief are based on 12-month moving averages.

- The number of employed persons in Moreton Bay - North SA4 in August 2021 was 105,100 persons, a decrease of 900 employed persons, or 0.8% over the year (Figure 1).
- The unemployment rate in Moreton Bay - North SA4 in August 2021 was 7.2 per cent, a decrease of 0.4 percentage point over the year. The unemployment rate for this area was the sixth-highest of all 19 SA4s within Queensland (Figure 2).
- The participation rate in Moreton Bay - North SA4 in August 2021 was 52.8 per cent, a decrease of 1.6 percentage points over the year (Table 1).

SA4 = Statistical Area Level 4 (ASGS 2016 edition)

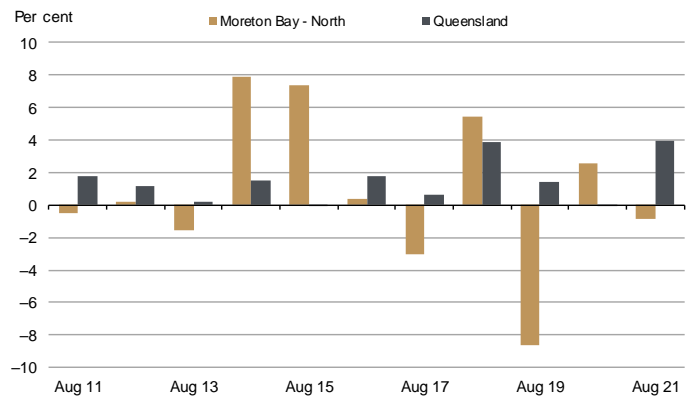
Notes (refer to website for more detailed notes):

Data for Queensland as a whole are provided for reference purposes only.

The labour force statistics presented in this brief are on a sample basis and will include a sampling error.

Totals may differ due to rounding. Figures are rounded to nearest 100 persons. Calculations are based on pre-rounded figures.

**Figure 1 Annual change in employment, Moreton Bay - North SA4**



**Figure 2 Unemployment rate by SA4, August 2021**

