

# Regional labour force – Toowoomba SA4, Aug 21

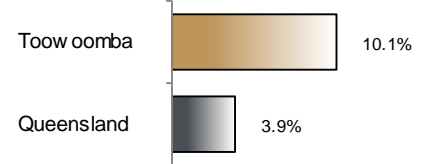
Source: ABS 6291.0.55.001, released 23 September 2021, 11:30 am (AEST)

**Table 1 Labour force status, Toowoomba SA4**

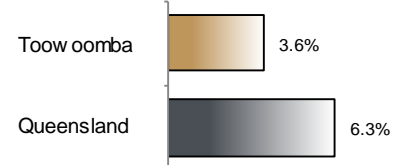
	Year ending			Annual change	
	Aug 20	Jul 21	Aug 21	persons	%
	— persons —			persons	%
Total employed	67,100	74,700	73,900	6,800	10.1
Total unemployed	5,200	2,700	2,700	-2,500	-47.8
Total labour force	72,400	77,400	76,700	4,300	5.9
Not in the labour force	54,800	50,400	51,200	-3,600	-6.6
Total persons 15+	127,200	127,800	127,900	700	0.5
Participation rate (%)	56.9	60.5	59.9	..	3.1 (a)
Unemployment rate (%)	7.2	3.5	3.6	..	-3.7 (a)

(a) Percentage point change.

**Employment growth, annual**



**Unemployment rate**



## Key data

Employment (annual change)..... ↑ 10.1%  
 Unemployment rate ..... 3.6%  
 Unemployment rate (annual change) ..... ↓ 3.7 ppt  
 Participation rate..... 59.9%

ppt = percentage point

## Main findings

Note: Due to the high standard errors associated with regional labour force survey data, the ABS and QGSO recommend using 12-month averages to reduce the volatility of the underlying original data. This volatility means it can be difficult to detect real world phenomena, such as those caused by the social distancing measures introduced to combat COVID-19, in the data. **As a result, it is not recommended regional labour force data be used to assess the impact of COVID-19.**

All data in this brief are based on 12-month moving averages.

- The number of employed persons in Toowoomba SA4 in August 2021 was 73,900 persons, an increase of 6,800 employed persons, or 10.1% over the year (Figure 1).
- The unemployment rate in Toowoomba SA4 in August 2021 was 3.6 per cent, a decrease of 3.7 percentage points over the year. The unemployment rate for this area was the lowest of all 19 SA4s within Queensland (Figure 2).
- The participation rate in Toowoomba SA4 in August 2021 was 59.9 per cent, an increase of 3.1 percentage points over the year (Table 1).

SA4 = Statistical Area Level 4 (ASGS 2016 edition)

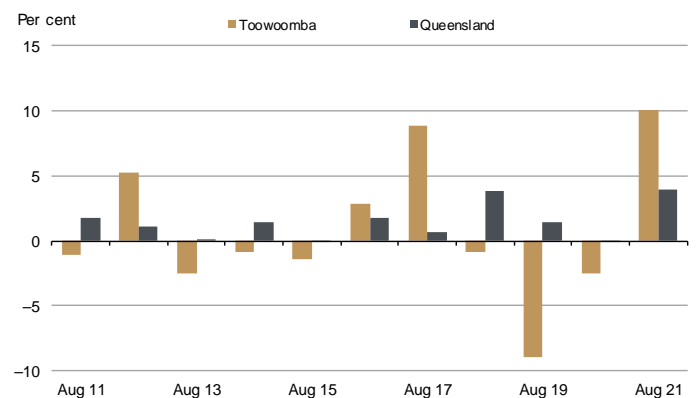
Notes (refer to website for more detailed notes):

Data for Queensland as a whole are provided for reference purposes only.

The labour force statistics presented in this brief are on a sample basis and will include a sampling error.

Totals may differ due to rounding. Figures are rounded to nearest 100 persons. Calculations are based on pre-rounded figures.

**Figure 1 Annual change in employment, Toowoomba SA4**



**Figure 2 Unemployment rate by SA4, August 2021**

