

# Regional labour force – Wide Bay SA4, Aug 21

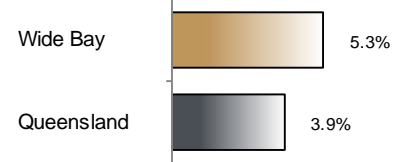
Source: ABS 6291.0.55.001, released 23 September 2021, 11:30 am (AEST)

**Table 1 Labour force status, Wide Bay SA4**

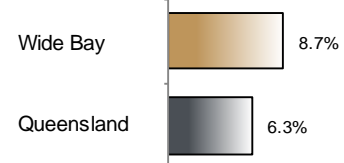
	Year ending			Annual change	
	Aug 20	Jul 21	Aug 21	persons	%
	— persons —			persons	%
Total employed	109,200	114,600	115,000	5,800	5.3
Total unemployed	13,900	11,500	10,900	-3,000	-21.7
Total labour force	123,200	126,000	125,900	2,700	2.2
Not in the labour force	125,900	124,600	124,900	-1,000	-0.8
Total persons 15+	249,100	250,700	250,800	1,700	0.7
Participation rate (%)	49.4	50.3	50.2	..	0.8 (a)
Unemployment rate (%)	11.3	9.1	8.7	..	-2.6 (a)

(a) Percentage point change.

**Employment growth, annual**



**Unemployment rate**



## Key data

Employment (annual change)..... ↑ 5.3%  
 Unemployment rate ..... 8.7%  
 Unemployment rate (annual change) ..... ↓ 2.6 ppt  
 Participation rate..... 50.2%

ppt = percentage point

## Main findings

Note: Due to the high standard errors associated with regional labour force survey data, the ABS and QGSO recommend using 12-month averages to reduce the volatility of the underlying original data. This volatility means it can be difficult to detect real world phenomena, such as those caused by the social distancing measures introduced to combat COVID-19, in the data. **As a result, it is not recommended regional labour force data be used to assess the impact of COVID-19.**  
 All data in this brief are based on 12-month moving averages.

- The number of employed persons in Wide Bay SA4 in August 2021 was 115,000 persons, an increase of 5,800 employed persons, or 5.3% over the year (Figure 1).
- The unemployment rate in Wide Bay SA4 in August 2021 was 8.7 per cent, a decrease of 2.6 percentage points over the year. The unemployment rate for this area was the third-highest of all 19 SA4s within Queensland (Figure 2).
- The participation rate in Wide Bay SA4 in August 2021 was 50.2 per cent, an increase of 0.8 percentage point over the year (Table 1).

SA4 = Statistical Area Level 4 (ASGS 2016 edition)

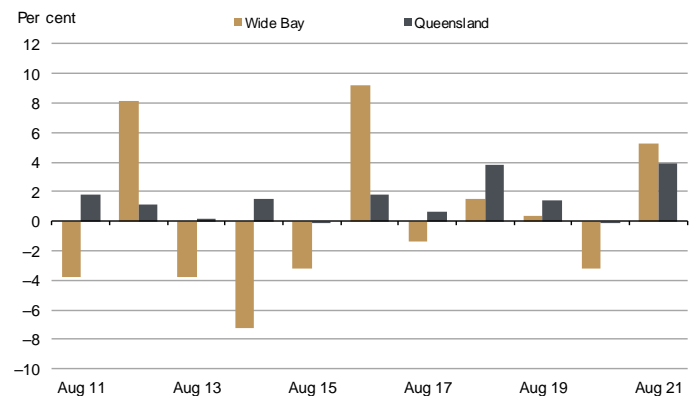
Notes (refer to website for more detailed notes):

Data for Queensland as a whole are provided for reference purposes only.

The labour force statistics presented in this brief are on a sample basis and will include a sampling error.

Totals may differ due to rounding. Figures are rounded to nearest 100 persons. Calculations are based on pre-rounded figures.

**Figure 1 Annual change in employment, Wide Bay SA4**



**Figure 2 Unemployment rate by SA4, August 2021**

