

# Regional labour force – Brisbane Inner City SA4, Oct 22

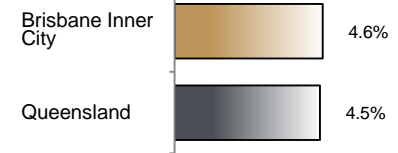
Source: ABS, *Labour force, Australia, detailed*, released 24 November 2022, 10:30 am (AEST)

**Table 1 Labour force status, Brisbane Inner City SA4**

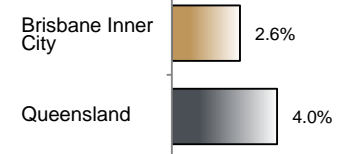
	Year ending			Annual change	
	Oct 21	Sep 22	Oct 22	persons	%
	— persons —			persons	%
Total employed	196,900	205,200	205,900	9,000	4.6
Total unemployed	8,500	5,300	5,400	-3,100	-36.3
Total labour force	205,400	210,500	211,300	5,900	2.9
Not in the labour force	56,200	57,900	57,800	1,600	2.9
Total persons 15+	261,500	268,400	269,100	7,600	2.9
Participation rate (%)	78.5	78.4	78.5	..	-0.0 (a)
Unemployment rate (%)	4.1	2.5	2.6	..	-1.6 (a)

(a) Percentage point change.

**Employment growth, annual**



**Unemployment rate**



## Key data

Employment (annual change)..... ↑ 4.6%  
 Unemployment rate ..... 2.6%  
 Unemployment rate (annual change) ..... ↓ 1.6 ppt  
 Participation rate ..... 78.5%

ppt = percentage point

## Main findings

Note: Due to the high standard errors associated with regional labour force survey data, the ABS and QGSO recommend using 12-month averages to reduce the volatility of the underlying original data. This volatility means it can be difficult to detect real world phenomena, such as those caused by the social distancing measures introduced to combat COVID-19, in the data. **As a result, it is not recommended regional labour force data be used to assess the impact of COVID-19.**

All data in this brief are based on 12-month moving averages.

- The number of employed persons in Brisbane Inner City SA4 in October 2022 was 205,900 persons, an increase of 9,000 employed persons, or 4.6% over the year (Figure 1).
- The unemployment rate in Brisbane Inner City SA4 in October 2022 was 2.6 per cent, a decrease of 1.6 percentage points over the year. The unemployment rate for this area was the fourth-lowest of all 19 SA4s within Queensland (Figure 2).
- The participation rate in Brisbane Inner City SA4 in October 2022 was 78.5 per cent, unchanged over the year (Table 1).

SA4 = Statistical Area Level 4 (ASGS 2016 edition)

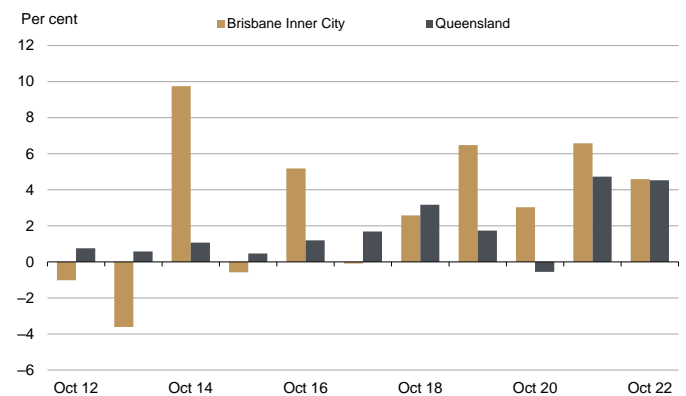
Notes (refer to website for more detailed notes):

Data for Queensland as a whole are provided for reference purposes only.

The labour force statistics presented in this brief are on a sample basis and will include a sampling error.

Totals may differ due to rounding. Figures are rounded to nearest 100 persons. Calculations are based on pre-rounded figures.

**Figure 1 Annual change in employment, Brisbane Inner City SA4**



**Figure 2 Unemployment rate by SA4, October 2022**

