

# Regional labour force – Cairns SA4, Oct 22

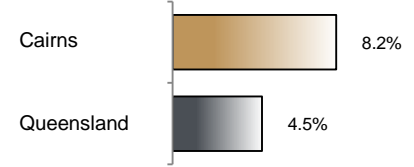
Source: ABS, *Labour force, Australia, detailed*, released 24 November 2022, 10:30 am (AEST)

**Table 1 Labour force status, Cairns SA4**

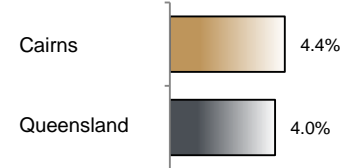
	Year ending			Annual change	
	Oct 21	Sep 22	Oct 22	persons	%
	— persons —				
Total employed	129,000	138,900	139,600	10,600	8.2
Total unemployed	7,000	6,600	6,400	-700	-9.3
Total labour force	136,100	145,500	146,000	10,000	7.3
Not in the labour force	69,700	62,600	62,300	-7,400	-10.6
Total persons 15+	205,700	208,000	208,300	2,600	1.3
Participation rate (%)	66.1	69.9	70.1	..	4.0 (a)
Unemployment rate (%)	5.2	4.5	4.4	..	-0.8 (a)

(a) Percentage point change.

**Employment growth, annual**



**Unemployment rate**



## Key data

Employment (annual change)..... ↑ 8.2%  
 Unemployment rate ..... 4.4%  
 Unemployment rate (annual change) ..... ↓ 0.8 ppt  
 Participation rate ..... 70.1%

ppt = percentage point

## Main findings

Note: Due to the high standard errors associated with regional labour force survey data, the ABS and QGSO recommend using 12-month averages to reduce the volatility of the underlying original data. This volatility means it can be difficult to detect real world phenomena, such as those caused by the social distancing measures introduced to combat COVID-19, in the data. **As a result, it is not recommended regional labour force data be used to assess the impact of COVID-19.**

All data in this brief are based on 12-month moving averages.

- The number of employed persons in Cairns SA4 in October 2022 was 139,600 persons, an increase of 10,600 employed persons, or 8.2% over the year (Figure 1).
- The unemployment rate in Cairns SA4 in October 2022 was 4.4 per cent, a decrease of 0.8 percentage point over the year. The unemployment rate for this area was the eighth-highest of all 19 SA4s within Queensland (Figure 2).
- The participation rate in Cairns SA4 in October 2022 was 70.1 per cent, an increase of 4.0 percentage points over the year (Table 1).

SA4 = Statistical Area Level 4 (ASGS 2016 edition)

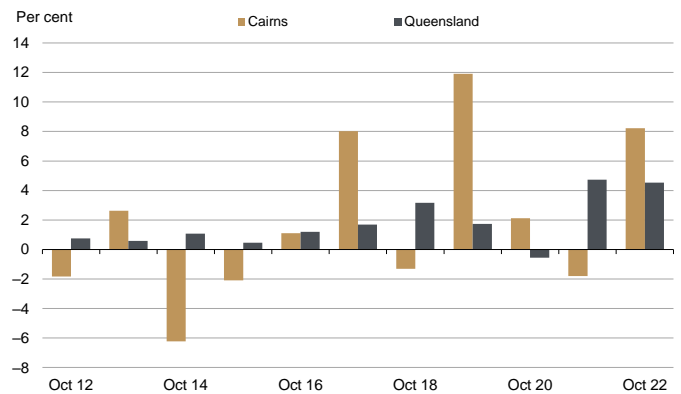
Notes (refer to website for more detailed notes):

Data for Queensland as a whole are provided for reference purposes only.

The labour force statistics presented in this brief are on a sample basis and will include a sampling error.

Totals may differ due to rounding. Figures are rounded to nearest 100 persons. Calculations are based on pre-rounded figures.

**Figure 1 Annual change in employment, Cairns SA4**



**Figure 2 Unemployment rate by SA4, October 2022**

