

Regional labour force – Logan - Beaudesert SA4, Oct 22

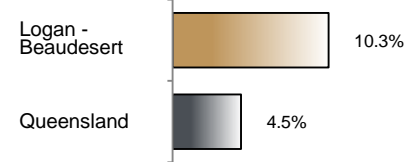
Source: ABS, *Labour force, Australia, detailed*, released 24 November 2022, 10:30 am (AEST)

Table 1 Labour force status, Logan - Beaudesert SA4

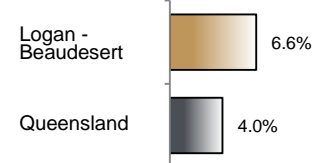
	Year ending			Annual change	
	Oct 21	Sep 22	Oct 22	persons	%
	— persons —				
Total employed	161,200	177,500	177,700	16,500	10.3
Total unemployed	16,600	13,000	12,600	-3,900	-23.6
Total labour force	177,700	190,500	190,400	12,600	7.1
Not in the labour force	101,400	94,900	95,700	-5,700	-5.7
Total persons 15+	279,100	285,400	286,000	6,900	2.5
Participation rate (%)	63.7	66.7	66.6	..	2.9 (a)
Unemployment rate (%)	9.3	6.8	6.6	..	-2.7 (a)

(a) Percentage point change.

Employment growth, annual



Unemployment rate



Key data

Employment (annual change)..... ↑ 10.3%
 Unemployment rate 6.6%
 Unemployment rate (annual change) ↓ 2.7 ppt
 Participation rate 66.6%

ppt = percentage point

Main findings

Note: Due to the high standard errors associated with regional labour force survey data, the ABS and QGSO recommend using 12-month averages to reduce the volatility of the underlying original data. This volatility means it can be difficult to detect real world phenomena, such as those caused by the social distancing measures introduced to combat COVID-19, in the data. **As a result, it is not recommended regional labour force data be used to assess the impact of COVID-19.**

All data in this brief are based on 12-month moving averages.

- The number of employed persons in Logan - Beaudesert SA4 in October 2022 was 177,700 persons, an increase of 16,500 employed persons, or 10.3% over the year (Figure 1).
- The unemployment rate in Logan - Beaudesert SA4 in October 2022 was 6.6 per cent, a decrease of 2.7 percentage points over the year. The unemployment rate for this area was the second-highest of all 19 SA4s within Queensland (Figure 2).
- The participation rate in Logan - Beaudesert SA4 in October 2022 was 66.6 per cent, an increase of 2.9 percentage points over the year (Table 1).

SA4 = Statistical Area Level 4 (ASGS 2016 edition)

Notes (refer to website for more detailed notes):

Data for Queensland as a whole are provided for reference purposes only.

The labour force statistics presented in this brief are on a sample basis and will include a sampling error.

Totals may differ due to rounding. Figures are rounded to nearest 100 persons. Calculations are based on pre-rounded figures.

Figure 1 Annual change in employment, Logan - Beaudesert SA4

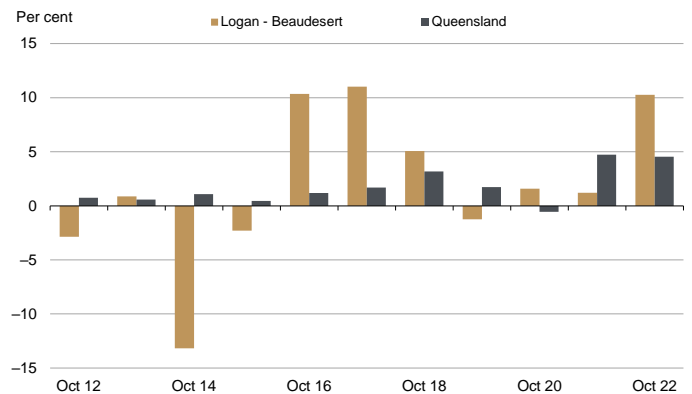


Figure 2 Unemployment rate by SA4, October 2022

