

Regional labour force – Mackay - Isaac - Whitsunday SA4, Oct 22

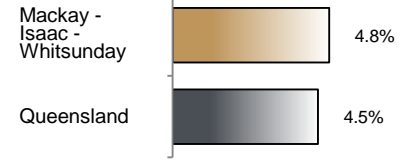
Source: ABS, *Labour force, Australia, detailed*, released 24 November 2022, 10:30 am (AEST)

Table 1 Labour force status, Mackay - Isaac - Whitsunday SA4

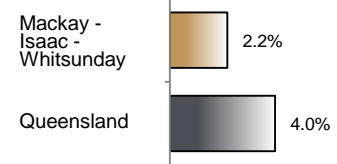
	Year ending			Annual change	
	Oct 21	Sep 22	Oct 22	persons	%
	— persons —			persons	%
Total employed	96,700	101,100	101,300	4,700	4.8
Total unemployed	3,200	2,600	2,300	-900	-28.2
Total labour force	99,800	103,700	103,600	3,800	3.8
Not in the labour force	39,100	36,900	37,200	-1,900	-4.8
Total persons 15+	138,900	140,600	140,800	1,900	1.4
Participation rate (%)	71.9	73.7	73.6	..	1.7 (a)
Unemployment rate (%)	3.2	2.5	2.2	..	-1.0 (a)

(a) Percentage point change.

Employment growth, annual



Unemployment rate



Key data

Employment (annual change)..... ↑ 4.8%
 Unemployment rate 2.2%
 Unemployment rate (annual change) ↓ 1.0 ppt
 Participation rate 73.6%

ppt = percentage point

Main findings

Note: Due to the high standard errors associated with regional labour force survey data, the ABS and QGSO recommend using 12-month averages to reduce the volatility of the underlying original data. This volatility means it can be difficult to detect real world phenomena, such as those caused by the social distancing measures introduced to combat COVID-19, in the data. **As a result, it is not recommended regional labour force data be used to assess the impact of COVID-19.**

All data in this brief are based on 12-month moving averages.

- The number of employed persons in Mackay - Isaac - Whitsunday SA4 in October 2022 was 101,300 persons, an increase of 4,700 employed persons, or 4.8% over the year (Figure 1).
- The unemployment rate in Mackay - Isaac - Whitsunday SA4 in October 2022 was 2.2 per cent, a decrease of 1.0 percentage point over the year. The unemployment rate for this area was the second-lowest of all 19 SA4s within Queensland (Figure 2).
- The participation rate in Mackay - Isaac - Whitsunday SA4 in October 2022 was 73.6 per cent, an increase of 1.7 percentage points over the year (Table 1).

SA4 = Statistical Area Level 4 (ASGS 2016 edition)

Notes (refer to website for more detailed notes):

Data for Queensland as a whole are provided for reference purposes only.

The labour force statistics presented in this brief are on a sample basis and will include a sampling error.

Totals may differ due to rounding. Figures are rounded to nearest 100 persons. Calculations are based on pre-rounded figures.

Figure 1 Annual change in employment, Mackay - Isaac - Whitsunday SA4

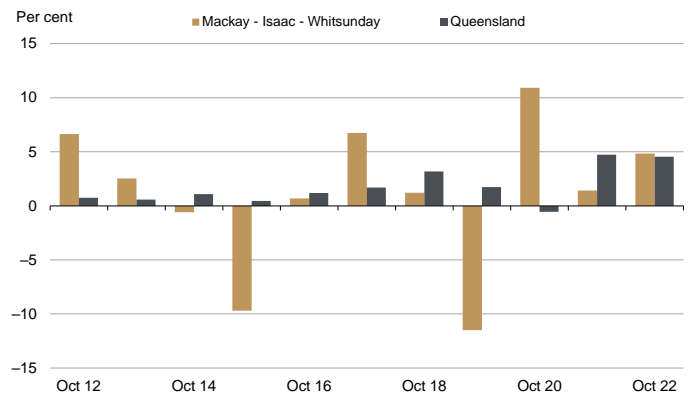


Figure 2 Unemployment rate by SA4, October 2022

