

# Regional labour force – Moreton Bay - North SA4, Oct 22

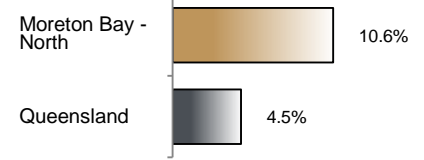
Source: ABS, *Labour force, Australia, detailed*, released 24 November 2022, 10:30 am (AEST)

**Table 1 Labour force status, Moreton Bay - North SA4**

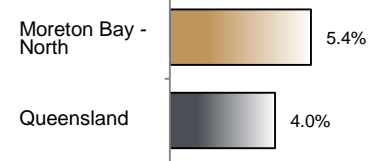
	Year ending			Annual change	
	Oct 21	Sep 22	Oct 22	persons	%
	— persons —			persons	%
Total employed	106,900	117,100	118,200	11,300	10.6
Total unemployed	7,600	6,800	6,700	-1,000	-12.6
Total labour force	114,500	123,900	124,800	10,300	9.0
Not in the labour force	100,800	96,400	95,900	-4,900	-4.9
Total persons 15+	215,300	220,300	220,800	5,400	2.5
Participation rate (%)	53.2	56.3	56.5	..	3.4 (a)
Unemployment rate (%)	6.7	5.5	5.4	..	-1.3 (a)

(a) Percentage point change.

**Employment growth, annual**



**Unemployment rate**



## Key data

Employment (annual change)..... ↑ 10.6%  
 Unemployment rate ..... 5.4%  
 Unemployment rate (annual change) ..... ↓ 1.3 ppt  
 Participation rate ..... 56.5%

ppt = percentage point

## Main findings

Note: Due to the high standard errors associated with regional labour force survey data, the ABS and QGSO recommend using 12-month averages to reduce the volatility of the underlying original data. This volatility means it can be difficult to detect real world phenomena, such as those caused by the social distancing measures introduced to combat COVID-19, in the data. **As a result, it is not recommended regional labour force data be used to assess the impact of COVID-19.**

All data in this brief are based on 12-month moving averages.

- The number of employed persons in Moreton Bay - North SA4 in October 2022 was 118,200 persons, an increase of 11,300 employed persons, or 10.6% over the year (Figure 1).
- The unemployment rate in Moreton Bay - North SA4 in October 2022 was 5.4 per cent, a decrease of 1.3 percentage points over the year. The unemployment rate for this area was the fifth-highest of all 19 SA4s within Queensland (Figure 2).
- The participation rate in Moreton Bay - North SA4 in October 2022 was 56.5 per cent, an increase of 3.4 percentage points over the year (Table 1).

SA4 = Statistical Area Level 4 (ASGS 2016 edition)

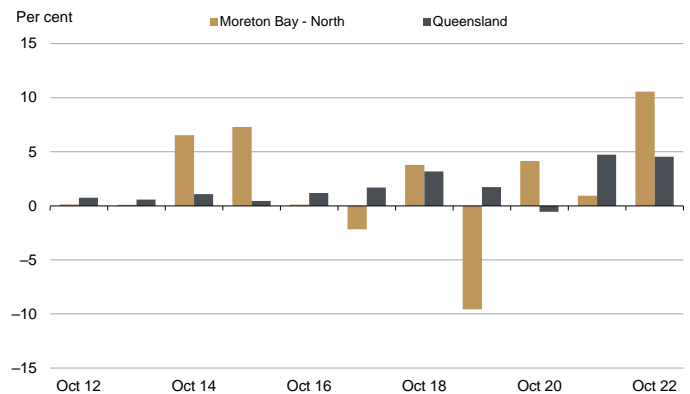
Notes (refer to website for more detailed notes):

Data for Queensland as a whole are provided for reference purposes only.

The labour force statistics presented in this brief are on a sample basis and will include a sampling error.

Totals may differ due to rounding. Figures are rounded to nearest 100 persons. Calculations are based on pre-rounded figures.

**Figure 1 Annual change in employment, Moreton Bay - North SA4**



**Figure 2 Unemployment rate by SA4, October 2022**

