

# Regional labour force – Queensland - Outback SA4, Oct 22

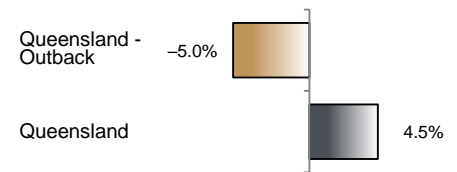
Source: ABS, *Labour force, Australia, detailed*, released 24 November 2022, 10:30 am (AEST)

**Table 1 Labour force status, Queensland - Outback SA4**

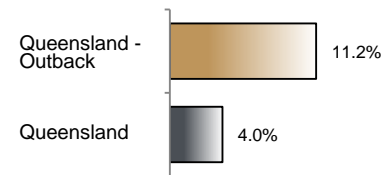
	Year ending			Annual change	
	Oct 21	Sep 22	Oct 22	persons	%
	— persons —			persons	%
Total employed	37,700	36,100	35,800	-1,900	-5.0
Total unemployed	5,000	4,600	4,500	-500	-10.0
Total labour force	42,800	40,700	40,400	-2,400	-5.6
Not in the labour force	20,100	22,500	22,900	2,800	13.9
Total persons 15+	62,900	63,200	63,300	400	0.6
Participation rate (%)	68.0	64.4	63.8	..	-4.2 (a)
Unemployment rate (%)	11.8	11.3	11.2	..	-0.5 (a)

(a) Percentage point change.

**Employment growth, annual**



**Unemployment rate**



## Key data

Employment (annual change)..... ↓ 5.0%  
 Unemployment rate ..... 11.2%  
 Unemployment rate (annual change) ..... ↓ 0.5 ppt  
 Participation rate ..... 63.8%

ppt = percentage point

## Main findings

Note: Due to the high standard errors associated with regional labour force survey data, the ABS and QGSO recommend using 12-month averages to reduce the volatility of the underlying original data. This volatility means it can be difficult to detect real world phenomena, such as those caused by the social distancing measures introduced to combat COVID-19, in the data. **As a result, it is not recommended regional labour force data be used to assess the impact of COVID-19.**

All data in this brief are based on 12-month moving averages.

- The number of employed persons in Queensland - Outback SA4 in October 2022 was 35,800 persons, a decrease of 1,900 employed persons, or 5.0% over the year (Figure 1).
- The unemployment rate in Queensland - Outback SA4 in October 2022 was 11.2 per cent, a decrease of 0.5 percentage point over the year. The unemployment rate for this area was the highest of all 19 SA4s within Queensland (Figure 2).
- The participation rate in Queensland - Outback SA4 in October 2022 was 63.8 per cent, a decrease of 4.2 percentage points over the year (Table 1).

SA4 = Statistical Area Level 4 (ASGS 2016 edition)

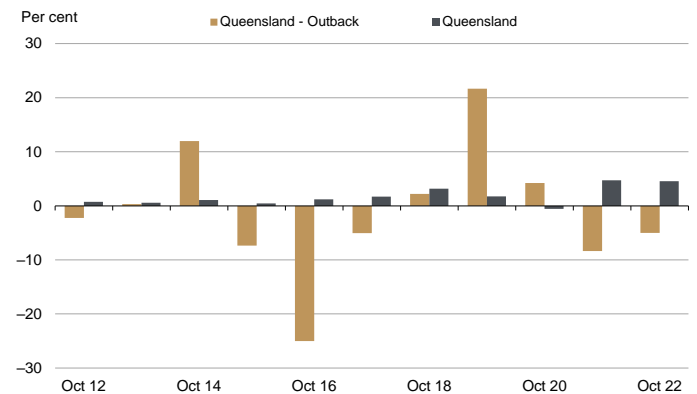
Notes (refer to website for more detailed notes):

Data for Queensland as a whole are provided for reference purposes only.

The labour force statistics presented in this brief are on a sample basis and will include a sampling error.

Totals may differ due to rounding. Figures are rounded to nearest 100 persons. Calculations are based on pre-rounded figures.

**Figure 1 Annual change in employment, Queensland - Outback SA4**



**Figure 2 Unemployment rate by SA4, October 2022**

