

# Regional labour force – Toowoomba SA4, Oct 22

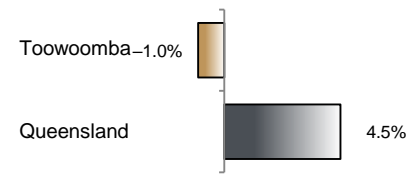
Source: ABS, *Labour force, Australia, detailed*, released 24 November 2022, 10:30 am (AEST)

**Table 1 Labour force status, Toowoomba SA4**

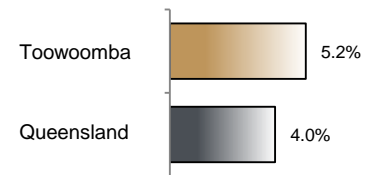
	Year ending			Annual change	
	Oct 21	Sep 22	Oct 22	persons	%
	— persons —			persons	%
Total employed	73,000	71,700	72,300	-700	-1.0
Total unemployed	2,900	4,100	4,000	1,100	37.3
Total labour force	75,900	75,800	76,200	300	0.4
Not in the labour force	52,200	53,800	53,500	1,400	2.6
Total persons 15+	128,000	129,600	129,700	1,700	1.3
Participation rate (%)	59.3	58.5	58.7	..	-0.5 (a)
Unemployment rate (%)	3.8	5.4	5.2	..	1.4 (a)

(a) Percentage point change.

**Employment growth, annual**



**Unemployment rate**



## Key data

Employment (annual change)..... ↓ 1.0%  
 Unemployment rate ..... 5.2%  
 Unemployment rate (annual change) ..... ↑ 1.4 ppt  
 Participation rate ..... 58.7%

ppt = percentage point

## Main findings

Note: Due to the high standard errors associated with regional labour force survey data, the ABS and QGSO recommend using 12-month averages to reduce the volatility of the underlying original data. This volatility means it can be difficult to detect real world phenomena, such as those caused by the social distancing measures introduced to combat COVID-19, in the data. **As a result, it is not recommended regional labour force data be used to assess the impact of COVID-19.**

All data in this brief are based on 12-month moving averages.

- The number of employed persons in Toowoomba SA4 in October 2022 was 72,300 persons, a decrease of 700 employed persons, or 1.0% over the year (Figure 1).
- The unemployment rate in Toowoomba SA4 in October 2022 was 5.2 per cent, an increase of 1.4 percentage points over the year. The unemployment rate for this area was the seventh-highest of all 19 SA4s within Queensland (Figure 2).
- The participation rate in Toowoomba SA4 in October 2022 was 58.7 per cent, a decrease of 0.5 percentage point over the year (Table 1).

SA4 = Statistical Area Level 4 (ASGS 2016 edition)

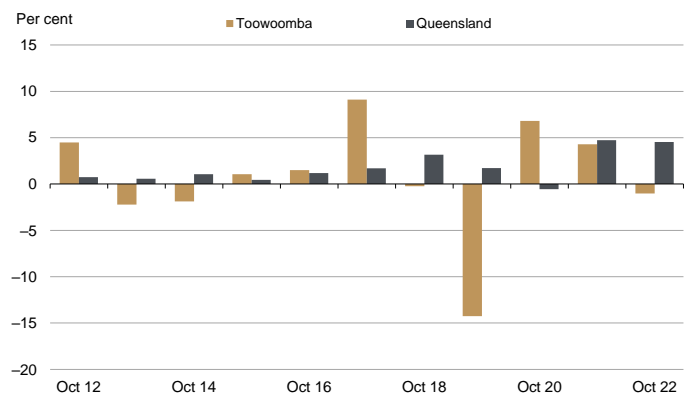
Notes (refer to website for more detailed notes):

Data for Queensland as a whole are provided for reference purposes only.

The labour force statistics presented in this brief are on a sample basis and will include a sampling error.

Totals may differ due to rounding. Figures are rounded to nearest 100 persons. Calculations are based on pre-rounded figures.

**Figure 1 Annual change in employment, Toowoomba SA4**



**Figure 2 Unemployment rate by SA4, October 2022**

