

Regional labour force – Townsville SA4, Oct 22

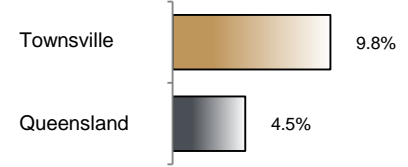
Source: ABS, *Labour force, Australia, detailed*, released 24 November 2022, 10:30 am (AEST)

Table 1 Labour force status, Townsville SA4

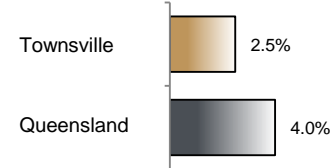
	Year ending			Annual change	
	Oct 21	Sep 22	Oct 22	persons	%
	— persons —			persons	%
Total employed	117,400	128,400	128,900	11,500	9.8
Total unemployed	6,300	3,500	3,400	-2,900	-46.5
Total labour force	123,700	131,800	132,200	8,500	6.9
Not in the labour force	64,000	58,400	58,300	-5,700	-9.0
Total persons 15+	187,700	190,300	190,500	2,800	1.5
Participation rate (%)	65.9	69.3	69.4	..	3.5 (a)
Unemployment rate (%)	5.1	2.6	2.5	..	-2.5 (a)

(a) Percentage point change.

Employment growth, annual



Unemployment rate



Key data

Employment (annual change)..... ↑ 9.8%
 Unemployment rate 2.5%
 Unemployment rate (annual change) ↓ 2.5 ppt
 Participation rate 69.4%

ppt = percentage point

Main findings

Note: Due to the high standard errors associated with regional labour force survey data, the ABS and QGSO recommend using 12-month averages to reduce the volatility of the underlying original data. This volatility means it can be difficult to detect real world phenomena, such as those caused by the social distancing measures introduced to combat COVID-19, in the data. **As a result, it is not recommended regional labour force data be used to assess the impact of COVID-19.**

All data in this brief are based on 12-month moving averages.

- The number of employed persons in Townsville SA4 in October 2022 was 128,900 persons, an increase of 11,500 employed persons, or 9.8% over the year (Figure 1).
- The unemployment rate in Townsville SA4 in October 2022 was 2.5 per cent, a decrease of 2.5 percentage points over the year. The unemployment rate for this area was the third-lowest of all 19 SA4s within Queensland (Figure 2).
- The participation rate in Townsville SA4 in October 2022 was 69.4 per cent, an increase of 3.5 percentage points over the year (Table 1).

SA4 = Statistical Area Level 4 (ASGS 2016 edition)

Notes (refer to website for more detailed notes):

Data for Queensland as a whole are provided for reference purposes only.

The labour force statistics presented in this brief are on a sample basis and will include a sampling error.

Totals may differ due to rounding. Figures are rounded to nearest 100 persons. Calculations are based on pre-rounded figures.

Figure 1 Annual change in employment, Townsville SA4

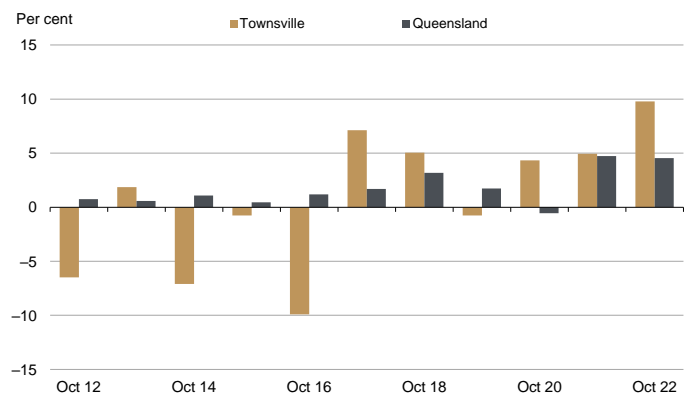


Figure 2 Unemployment rate by SA4, October 2022

