

Regional labour force – Wide Bay SA4, Oct 22

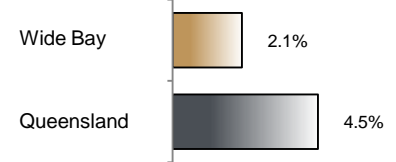
Source: ABS, *Labour force, Australia, detailed*, released 24 November 2022, 10:30 am (AEST)

Table 1 Labour force status, Wide Bay SA4

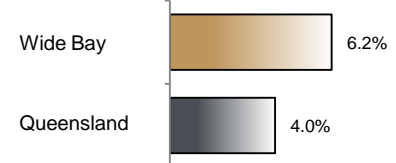
	Year ending			Annual change	
	Oct 21	Sep 22	Oct 22	persons	%
	— persons —			persons	%
Total employed	115,400	116,700	117,900	2,500	2.1
Total unemployed	9,800	8,100	7,800	-2,000	-20.5
Total labour force	125,200	124,800	125,700	500	0.4
Not in the labour force	126,000	129,700	129,200	3,200	2.5
Total persons 15+	251,200	254,500	254,900	3,700	1.5
Participation rate (%)	49.9	49.0	49.3	..	-0.5 (a)
Unemployment rate (%)	7.8	6.5	6.2	..	-1.6 (a)

(a) Percentage point change.

Employment growth, annual



Unemployment rate



Key data

Employment (annual change)..... ↑ 2.1%
 Unemployment rate 6.2%
 Unemployment rate (annual change) ↓ 1.6 ppt
 Participation rate 49.3%

ppt = percentage point

Main findings

Note: Due to the high standard errors associated with regional labour force survey data, the ABS and QGSO recommend using 12-month averages to reduce the volatility of the underlying original data. This volatility means it can be difficult to detect real world phenomena, such as those caused by the social distancing measures introduced to combat COVID-19, in the data. **As a result, it is not recommended regional labour force data be used to assess the impact of COVID-19.**

All data in this brief are based on 12-month moving averages.

- The number of employed persons in Wide Bay SA4 in October 2022 was 117,900 persons, an increase of 2,500 employed persons, or 2.1% over the year (Figure 1).
- The unemployment rate in Wide Bay SA4 in October 2022 was 6.2 per cent, a decrease of 1.6 percentage points over the year. The unemployment rate for this area was the fourth-highest of all 19 SA4s within Queensland (Figure 2).
- The participation rate in Wide Bay SA4 in October 2022 was 49.3 per cent, a decrease of 0.5 percentage point over the year (Table 1).

SA4 = Statistical Area Level 4 (ASGS 2016 edition)

Notes (refer to website for more detailed notes):

Data for Queensland as a whole are provided for reference purposes only.

The labour force statistics presented in this brief are on a sample basis and will include a sampling error.

Totals may differ due to rounding. Figures are rounded to nearest 100 persons. Calculations are based on pre-rounded figures.

Figure 1 Annual change in employment, Wide Bay SA4

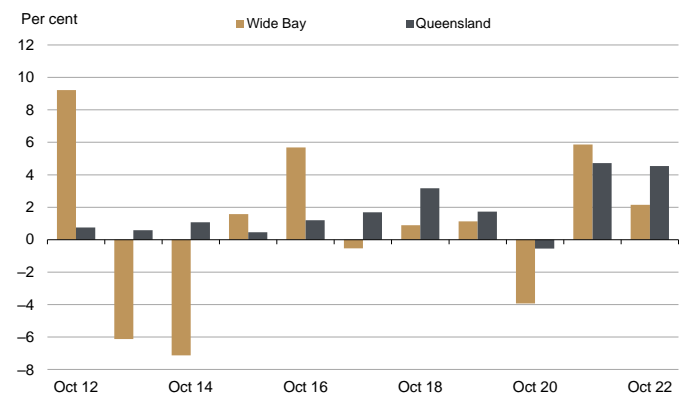


Figure 2 Unemployment rate by SA4, October 2022

