

Regional labour force – Cairns SA4, Nov 22

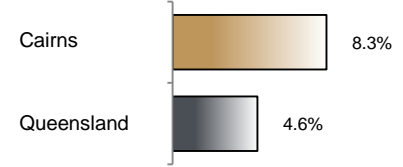
Source: ABS, *Labour force, Australia, detailed*, released 22 December 2022, 10:30 am (AEST)

Table 1 Labour force status, Cairns SA4

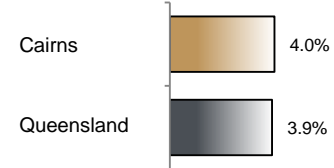
	Year ending			Annual change	
	Nov 21	Oct 22	Nov 22	persons	%
	— persons —				
Total employed	131,600	141,900	142,600	11,000	8.3
Total unemployed	7,200	6,400	6,000	-1,200	-16.4
Total labour force	138,800	148,400	148,600	9,800	7.1
Not in the labour force	69,300	63,000	63,200	-6,100	-8.8
Total persons 15+	208,000	211,400	211,800	3,700	1.8
Participation rate (%)	66.7	70.2	70.2	..	3.5 (a)
Unemployment rate (%)	5.2	4.3	4.0	..	-1.1 (a)

(a) Percentage point change.

Employment growth, annual



Unemployment rate



Key data

Employment (annual change)..... ↑ 8.3%
 Unemployment rate 4.0%
 Unemployment rate (annual change) ↓ 1.1 ppt
 Participation rate 70.2%

ppt = percentage point

Main findings

Note: Due to the high standard errors associated with regional labour force survey data, the ABS and QGSO recommend using 12-month averages to reduce the volatility of the underlying original data. This volatility means it can be difficult to detect real world phenomena, such as those caused by the social distancing measures introduced to combat COVID-19, in the data. **As a result, it is not recommended regional labour force data be used to assess the impact of COVID-19.**

All data in this brief are based on 12-month moving averages.

- The number of employed persons in Cairns SA4 in November 2022 was 142,600 persons, an increase of 11,000 employed persons, or 8.3% over the year (Figure 1).
- The unemployment rate in Cairns SA4 in November 2022 was 4.0 per cent, a decrease of 1.1 percentage points over the year. The unemployment rate for this area was the eighth-highest of all 19 SA4s within Queensland (Figure 2).
- The participation rate in Cairns SA4 in November 2022 was 70.2 per cent, an increase of 3.5 percentage points over the year (Table 1).

SA4 = Statistical Area Level 4 (ASGS 2016 edition)

Notes (refer to website for more detailed notes):

Data for Queensland as a whole are provided for reference purposes only.

The labour force statistics presented in this brief are on a sample basis and will include a sampling error.

Totals may differ due to rounding. Figures are rounded to nearest 100 persons. Calculations are based on pre-rounded figures.

Figure 1 Annual change in employment, Cairns SA4

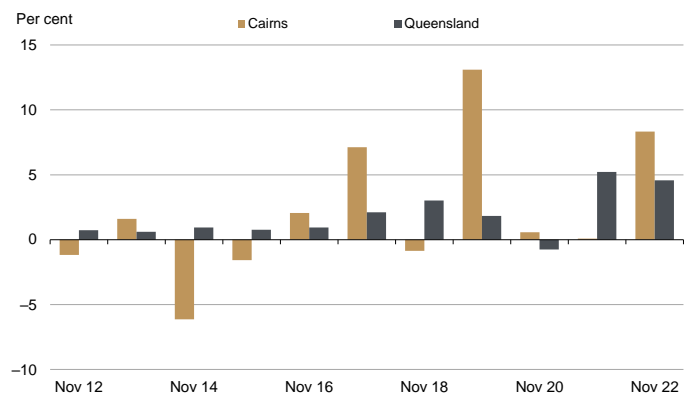


Figure 2 Unemployment rate by SA4, November 2022

