

# Regional labour force – Gold Coast SA4, Nov 22

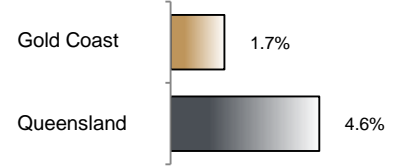
Source: ABS, *Labour force, Australia, detailed*, released 22 December 2022, 10:30 am (AEST)

**Table 1 Labour force status, Gold Coast SA4**

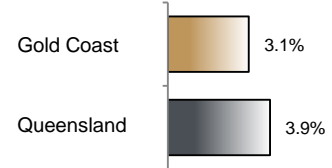
	Year ending			Annual change	
	Nov 21	Oct 22	Nov 22	persons	%
	— persons —			persons	%
Total employed	360,700	368,400	366,700	6,000	1.7
Total unemployed	18,200	12,500	11,800	-6,400	-35.1
Total labour force	378,900	380,900	378,600	-400	-0.1
Not in the labour force	154,800	164,400	168,100	13,300	8.6
Total persons 15+	533,700	545,300	546,600	12,900	2.4
Participation rate (%)	71.0	69.8	69.3	..	-1.7 (a)
Unemployment rate (%)	4.8	3.3	3.1	..	-1.7 (a)

(a) Percentage point change.

**Employment growth, annual**



**Unemployment rate**



## Key data

Employment (annual change)..... ↑ 1.7%  
 Unemployment rate ..... 3.1%  
 Unemployment rate (annual change) ..... ↓ 1.7 ppt  
 Participation rate ..... 69.3%

ppt = percentage point

## Main findings

Note: Due to the high standard errors associated with regional labour force survey data, the ABS and QGSO recommend using 12-month averages to reduce the volatility of the underlying original data. This volatility means it can be difficult to detect real world phenomena, such as those caused by the social distancing measures introduced to combat COVID-19, in the data. **As a result, it is not recommended regional labour force data be used to assess the impact of COVID-19.**

All data in this brief are based on 12-month moving averages.

- The number of employed persons in Gold Coast SA4 in November 2022 was 366,700 persons, an increase of 6,000 employed persons, or 1.7% over the year (Figure 1).
- The unemployment rate in Gold Coast SA4 in November 2022 was 3.1 per cent, a decrease of 1.7 percentage points over the year. The unemployment rate for this area was the eighth-lowest of all 19 SA4s within Queensland (Figure 2).
- The participation rate in Gold Coast SA4 in November 2022 was 69.3 per cent, a decrease of 1.7 percentage points over the year (Table 1).

SA4 = Statistical Area Level 4 (ASGS 2016 edition)

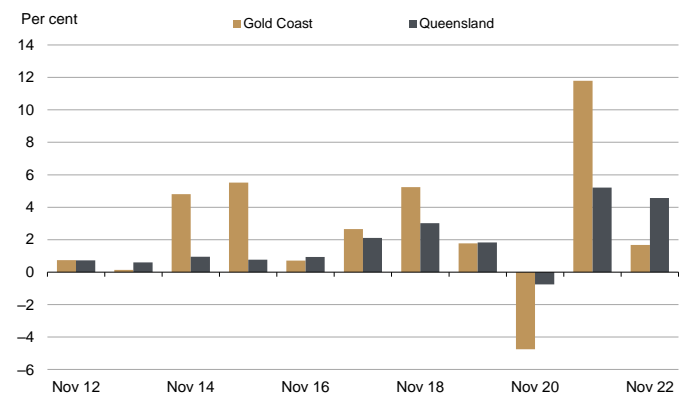
Notes (refer to website for more detailed notes):

Data for Queensland as a whole are provided for reference purposes only.

The labour force statistics presented in this brief are on a sample basis and will include a sampling error.

Totals may differ due to rounding. Figures are rounded to nearest 100 persons. Calculations are based on pre-rounded figures.

**Figure 1 Annual change in employment, Gold Coast SA4**



**Figure 2 Unemployment rate by SA4, November 2022**

