

Regional labour force – Logan - Beaudesert SA4, Nov 22

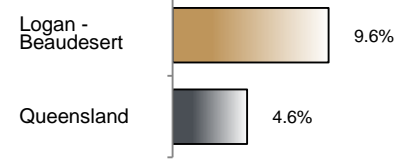
Source: ABS, *Labour force, Australia, detailed*, released 22 December 2022, 10:30 am (AEST)

Table 1 Labour force status, Logan - Beaudesert SA4

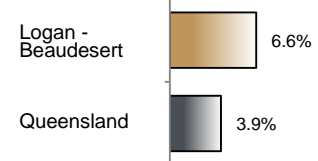
	Year ending			Annual change	
	Nov 21	Oct 22	Nov 22	persons	%
	— persons —			persons	%
Total employed	165,200	180,500	181,200	15,900	9.6
Total unemployed	16,500	13,000	12,800	-3,600	-21.9
Total labour force	181,700	193,500	194,000	12,300	6.8
Not in the labour force	101,300	96,900	97,200	-4,100	-4.0
Total persons 15+	283,000	290,400	291,200	8,300	2.9
Participation rate (%)	64.2	66.6	66.6	..	2.4 (a)
Unemployment rate (%)	9.1	6.7	6.6	..	-2.4 (a)

(a) Percentage point change.

Employment growth, annual



Unemployment rate



Key data

Employment (annual change)..... ↑ 9.6%
 Unemployment rate 6.6%
 Unemployment rate (annual change) ↓ 2.4 ppt
 Participation rate 66.6%

ppt = percentage point

Main findings

Note: Due to the high standard errors associated with regional labour force survey data, the ABS and QGSO recommend using 12-month averages to reduce the volatility of the underlying original data. This volatility means it can be difficult to detect real world phenomena, such as those caused by the social distancing measures introduced to combat COVID-19, in the data. **As a result, it is not recommended regional labour force data be used to assess the impact of COVID-19.**

All data in this brief are based on 12-month moving averages.

- The number of employed persons in Logan - Beaudesert SA4 in November 2022 was 181,200 persons, an increase of 15,900 employed persons, or 9.6% over the year (Figure 1).
- The unemployment rate in Logan - Beaudesert SA4 in November 2022 was 6.6 per cent, a decrease of 2.4 percentage points over the year. The unemployment rate for this area was the second-highest of all 19 SA4s within Queensland (Figure 2).
- The participation rate in Logan - Beaudesert SA4 in November 2022 was 66.6 per cent, an increase of 2.4 percentage points over the year (Table 1).

SA4 = Statistical Area Level 4 (ASGS 2016 edition)

Notes (refer to website for more detailed notes):

Data for Queensland as a whole are provided for reference purposes only.

The labour force statistics presented in this brief are on a sample basis and will include a sampling error.

Totals may differ due to rounding. Figures are rounded to nearest 100 persons. Calculations are based on pre-rounded figures.

Figure 1 Annual change in employment, Logan - Beaudesert SA4

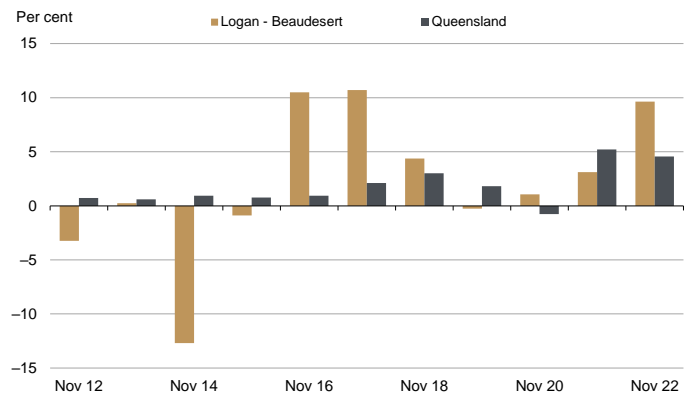


Figure 2 Unemployment rate by SA4, November 2022

