

# Regional labour force – Moreton Bay - South SA4, Nov 22

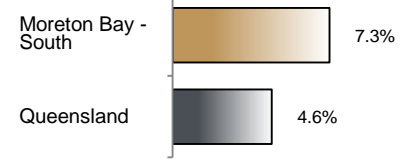
Source: ABS, *Labour force, Australia, detailed*, released 22 December 2022, 10:30 am (AEST)

**Table 1 Labour force status, Moreton Bay - South SA4**

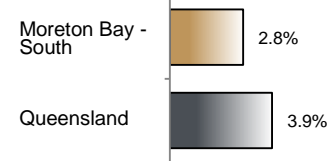
	Year ending			Annual change	
	Nov 21	Oct 22	Nov 22	persons	%
	— persons —			persons	%
Total employed	114,400	121,300	122,700	8,300	7.3
Total unemployed	7,200	3,800	3,500	-3,700	-51.6
Total labour force	121,600	125,000	126,200	4,600	3.8
Not in the labour force	49,600	50,100	49,400	-200	-0.4
Total persons 15+	171,200	175,100	175,600	4,400	2.6
Participation rate (%)	71.0	71.4	71.9	..	0.8 (a)
Unemployment rate (%)	5.9	3.0	2.8	..	-3.2 (a)

(a) Percentage point change.

**Employment growth, annual**



**Unemployment rate**



## Key data

Employment (annual change)..... ↑ 7.3%  
 Unemployment rate ..... 2.8%  
 Unemployment rate (annual change) ..... ↓ 3.2 ppt  
 Participation rate ..... 71.9%

ppt = percentage point

## Main findings

Note: Due to the high standard errors associated with regional labour force survey data, the ABS and QGSO recommend using 12-month averages to reduce the volatility of the underlying original data. This volatility means it can be difficult to detect real world phenomena, such as those caused by the social distancing measures introduced to combat COVID-19, in the data. **As a result, it is not recommended regional labour force data be used to assess the impact of COVID-19.**

All data in this brief are based on 12-month moving averages.

- The number of employed persons in Moreton Bay - South SA4 in November 2022 was 122,700 persons, an increase of 8,300 employed persons, or 7.3% over the year (Figure 1).
- The unemployment rate in Moreton Bay - South SA4 in November 2022 was 2.8 per cent, a decrease of 3.2 percentage points over the year. The unemployment rate for this area was the seventh-lowest of all 19 SA4s within Queensland (Figure 2).
- The participation rate in Moreton Bay - South SA4 in November 2022 was 71.9 per cent, an increase of 0.8 percentage point over the year (Table 1).

SA4 = Statistical Area Level 4 (ASGS 2016 edition)

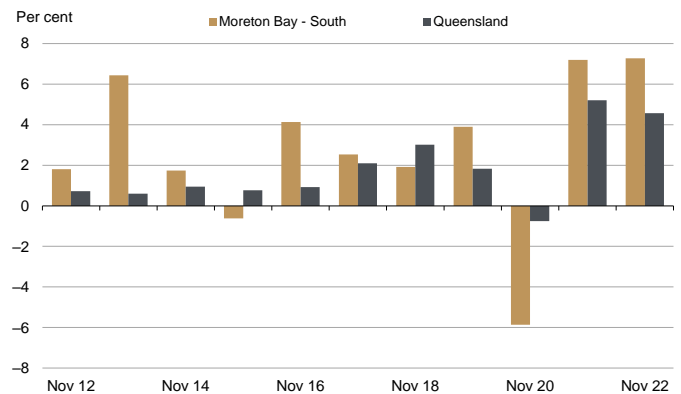
Notes (refer to website for more detailed notes):

Data for Queensland as a whole are provided for reference purposes only.

The labour force statistics presented in this brief are on a sample basis and will include a sampling error.

Totals may differ due to rounding. Figures are rounded to nearest 100 persons. Calculations are based on pre-rounded figures.

**Figure 1 Annual change in employment, Moreton Bay - South SA4**



**Figure 2 Unemployment rate by SA4, November 2022**

