

# Regional labour force – Toowoomba SA4, Nov 22

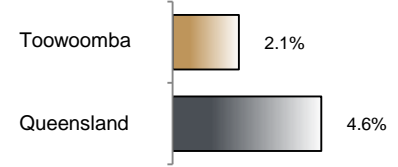
Source: ABS, *Labour force, Australia, detailed*, released 22 December 2022, 10:30 am (AEST)

**Table 1 Labour force status, Toowoomba SA4**

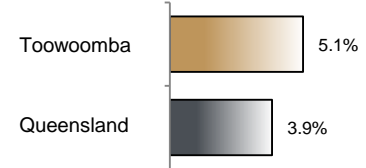
	Year ending			Annual change	
	Nov 21	Oct 22	Nov 22	persons	%
	— persons —				
Total employed	74,000	74,600	75,500	1,500	2.1
Total unemployed	3,000	4,000	4,100	1,100	35.4
Total labour force	77,000	78,600	79,600	2,600	3.4
Not in the labour force	53,800	54,900	54,200	400	0.8
Total persons 15+	130,800	133,500	133,800	3,000	2.3
Participation rate (%)	58.9	58.9	59.5	..	0.6 (a)
Unemployment rate (%)	3.9	5.1	5.1	..	1.2 (a)

(a) Percentage point change.

**Employment growth, annual**



**Unemployment rate**



## Key data

Employment (annual change)..... ↑ 2.1%  
 Unemployment rate ..... 5.1%  
 Unemployment rate (annual change) ..... ↑ 1.2 ppt  
 Participation rate ..... 59.5%

ppt = percentage point

## Main findings

Note: Due to the high standard errors associated with regional labour force survey data, the ABS and QGSO recommend using 12-month averages to reduce the volatility of the underlying original data. This volatility means it can be difficult to detect real world phenomena, such as those caused by the social distancing measures introduced to combat COVID-19, in the data. **As a result, it is not recommended regional labour force data be used to assess the impact of COVID-19.**

All data in this brief are based on 12-month moving averages.

- The number of employed persons in Toowoomba SA4 in November 2022 was 75,500 persons, an increase of 1,500 employed persons, or 2.1% over the year (Figure 1).
- The unemployment rate in Toowoomba SA4 in November 2022 was 5.1 per cent, an increase of 1.2 percentage points over the year. The unemployment rate for this area was the sixth-highest of all 19 SA4s within Queensland (Figure 2).
- The participation rate in Toowoomba SA4 in November 2022 was 59.5 per cent, an increase of 0.6 percentage point over the year (Table 1).

SA4 = Statistical Area Level 4 (ASGS 2016 edition)

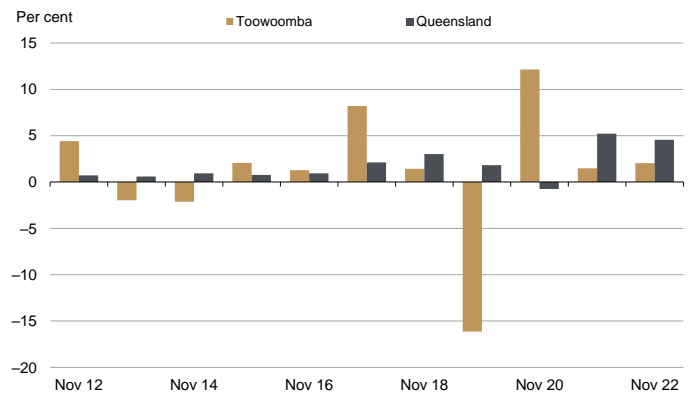
Notes (refer to website for more detailed notes):

Data for Queensland as a whole are provided for reference purposes only.

The labour force statistics presented in this brief are on a sample basis and will include a sampling error.

Totals may differ due to rounding. Figures are rounded to nearest 100 persons. Calculations are based on pre-rounded figures.

**Figure 1 Annual change in employment, Toowoomba SA4**



**Figure 2 Unemployment rate by SA4, November 2022**

