

# Regional labour force – Brisbane - South SA4, Dec 22

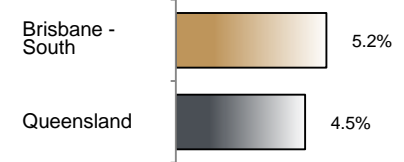
Source: ABS, *Labour force, Australia, detailed*, released 25 January 2023, 10:30 am (AEST)

**Table 1 Labour force status, Brisbane - South SA4**

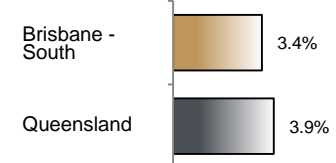
	Year ending			Annual change	
	Dec 21	Nov 22	Dec 22	persons	%
	— persons —			persons	%
Total employed	199,000	208,500	209,400	10,400	5.2
Total unemployed	14,100	7,500	7,300	-6,900	-48.6
Total labour force	213,100	215,900	216,700	3,600	1.7
Not in the labour force	94,300	94,500	94,200	-200	-0.2
Total persons 15+	307,400	310,500	310,800	3,400	1.1
Participation rate (%)	69.3	69.6	69.7	..	0.4 (a)
Unemployment rate (%)	6.6	3.5	3.4	..	-3.3 (a)

(a) Percentage point change.

**Employment growth, annual**



**Unemployment rate**



## Key data

Employment (annual change)..... ↑ 5.2%  
 Unemployment rate ..... 3.4%  
 Unemployment rate (annual change) ..... ↓ 3.3 ppt  
 Participation rate..... 69.7%

ppt = percentage point

## Main findings

Note: Due to the high standard errors associated with regional labour force survey data, the ABS and QGSO recommend using 12-month averages to reduce the volatility of the underlying original data. This volatility means it can be difficult to detect real world phenomena, such as those caused by the social distancing measures introduced to combat COVID-19, in the data. **As a result, it is not recommended regional labour force data be used to assess the impact of COVID-19.**

All data in this brief are based on 12-month moving averages.

- The number of employed persons in Brisbane - South SA4 in December 2022 was 209,400 persons, an increase of 10,400 employed persons, or 5.2% over the year (Figure 1).
- The unemployment rate in Brisbane - South SA4 in December 2022 was 3.4 per cent, a decrease of 3.3 percentage points over the year. The unemployment rate for this area was the ninth-lowest of all 19 SA4s within Queensland (Figure 2).
- The participation rate in Brisbane - South SA4 in December 2022 was 69.7 per cent, an increase of 0.4 percentage point over the year (Table 1).

SA4 = Statistical Area Level 4 (ASGS 2016 edition)

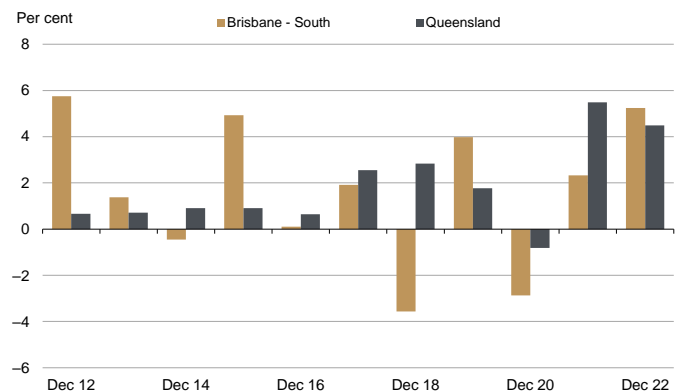
Notes (refer to website for more detailed notes):

Data for Queensland as a whole are provided for reference purposes only.

The labour force statistics presented in this brief are on a sample basis and will include a sampling error.

Totals may differ due to rounding. Figures are rounded to nearest 100 persons. Calculations are based on pre-rounded figures.

**Figure 1 Annual change in employment, Brisbane - South SA4**



**Figure 2 Unemployment rate by SA4, December 2022**

