

Regional labour force – Cairns SA4, Dec 22

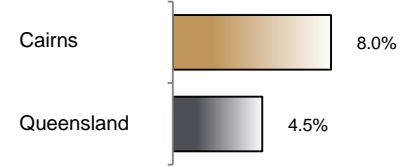
Source: ABS, *Labour force, Australia, detailed*, released 25 January 2023, 10:30 am (AEST)

Table 1 Labour force status, Cairns SA4

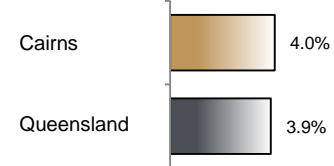
	Year ending			Annual change	
	Dec 21	Nov 22	Dec 22	persons	%
	— persons —			persons	%
Total employed	132,300	142,600	142,800	10,500	8.0
Total unemployed	6,900	6,000	6,000	-900	-13.3
Total labour force	139,200	148,600	148,800	9,600	6.9
Not in the labour force	69,000	63,200	63,300	-5,700	-8.2
Total persons 15+	208,300	211,800	212,200	3,900	1.9
Participation rate (%)	66.9	70.2	70.1	..	3.3 (a)
Unemployment rate (%)	5.0	4.0	4.0	..	-0.9 (a)

(a) Percentage point change.

Employment growth, annual



Unemployment rate



Key data

Employment (annual change)..... ↑ 8.0%
 Unemployment rate 4.0%
 Unemployment rate (annual change) ↓ 0.9 ppt
 Participation rate..... 70.1%

ppt = percentage point

Main findings

Note: Due to the high standard errors associated with regional labour force survey data, the ABS and QGSO recommend using 12-month averages to reduce the volatility of the underlying original data. This volatility means it can be difficult to detect real world phenomena, such as those caused by the social distancing measures introduced to combat COVID-19, in the data. **As a result, it is not recommended regional labour force data be used to assess the impact of COVID-19.**

All data in this brief are based on 12-month moving averages.

- The number of employed persons in Cairns SA4 in December 2022 was 142,800 persons, an increase of 10,500 employed persons, or 8.0% over the year (Figure 1).
- The unemployment rate in Cairns SA4 in December 2022 was 4.0 per cent, a decrease of 0.9 percentage point over the year. The unemployment rate for this area was the eighth-highest of all 19 SA4s within Queensland (Figure 2).
- The participation rate in Cairns SA4 in December 2022 was 70.1 per cent, an increase of 3.3 percentage points over the year (Table 1).

SA4 = Statistical Area Level 4 (ASGS 2016 edition)

Notes (refer to website for more detailed notes):

Data for Queensland as a whole are provided for reference purposes only.

The labour force statistics presented in this brief are on a sample basis and will include a sampling error.

Totals may differ due to rounding. Figures are rounded to nearest 100 persons. Calculations are based on pre-rounded figures.

Figure 1 Annual change in employment, Cairns SA4

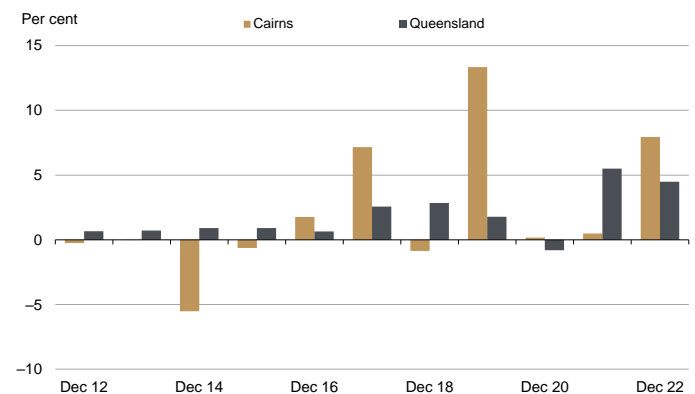


Figure 2 Unemployment rate by SA4, December 2022

