

Regional labour force – Moreton Bay - North SA4, Dec 22

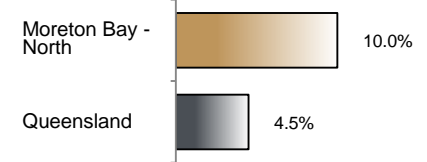
Source: ABS, *Labour force, Australia, detailed*, released 25 January 2023, 10:30 am (AEST)

Table 1 Labour force status, Moreton Bay - North SA4

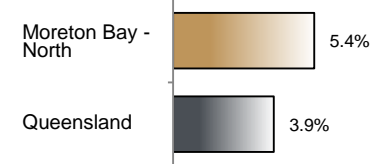
	Year ending			Annual change	
	Dec 21	Nov 22	Dec 22	persons	%
	— persons —			persons	%
Total employed	111,500	122,100	122,700	11,100	10.0
Total unemployed	6,700	7,000	7,000	300	4.6
Total labour force	118,200	129,100	129,600	11,400	9.7
Not in the labour force	101,800	97,600	97,700	-4,000	-4.0
Total persons 15+	219,900	226,700	227,300	7,400	3.4
Participation rate (%)	53.7	57.0	57.0	..	3.3 (a)
Unemployment rate (%)	5.6	5.4	5.4	..	-0.3 (a)

(a) Percentage point change.

Employment growth, annual



Unemployment rate



Key data

Employment (annual change)..... ↑ 10.0%
 Unemployment rate 5.4%
 Unemployment rate (annual change) ↓ 0.3 ppt
 Participation rate..... 57.0%

ppt = percentage point

Main findings

Note: Due to the high standard errors associated with regional labour force survey data, the ABS and QGSO recommend using 12-month averages to reduce the volatility of the underlying original data. This volatility means it can be difficult to detect real world phenomena, such as those caused by the social distancing measures introduced to combat COVID-19, in the data. **As a result, it is not recommended regional labour force data be used to assess the impact of COVID-19.**

All data in this brief are based on 12-month moving averages.

- The number of employed persons in Moreton Bay - North SA4 in December 2022 was 122,700 persons, an increase of 11,100 employed persons, or 10.0% over the year (Figure 1).
- The unemployment rate in Moreton Bay - North SA4 in December 2022 was 5.4 per cent, a decrease of 0.3 percentage point over the year. The unemployment rate for this area was the fifth-highest of all 19 SA4s within Queensland (Figure 2).
- The participation rate in Moreton Bay - North SA4 in December 2022 was 57.0 per cent, an increase of 3.3 percentage points over the year (Table 1).

SA4 = Statistical Area Level 4 (ASGS 2016 edition)

Notes (refer to website for more detailed notes):

Data for Queensland as a whole are provided for reference purposes only.

The labour force statistics presented in this brief are on a sample basis and will include a sampling error.

Totals may differ due to rounding. Figures are rounded to nearest 100 persons. Calculations are based on pre-rounded figures.

Figure 1 Annual change in employment, Moreton Bay - North SA4

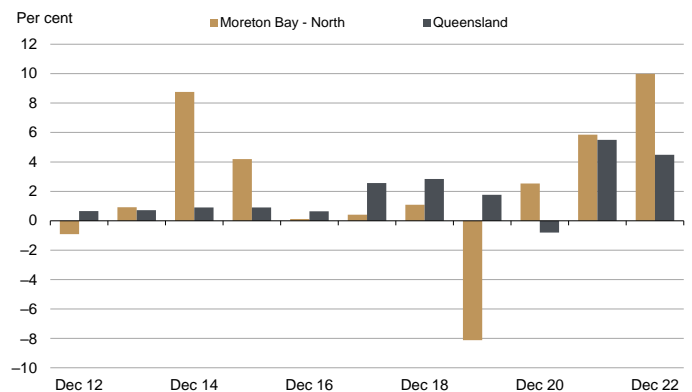


Figure 2 Unemployment rate by SA4, December 2022

