

Regional labour force – Sunshine Coast SA4, Dec 22

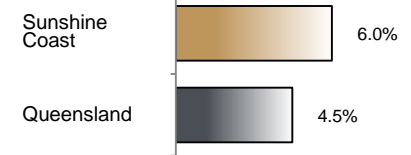
Source: ABS, *Labour force, Australia, detailed*, released 25 January 2023, 10:30 am (AEST)

Table 1 Labour force status, Sunshine Coast SA4

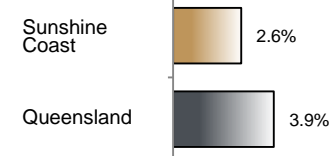
	Year ending			Annual change	
	Dec 21	Nov 22	Dec 22	persons	%
	— persons —			persons	%
Total employed	189,200	200,000	200,600	11,400	6.0
Total unemployed	8,800	5,300	5,400	-3,400	-38.5
Total labour force	198,000	205,300	206,000	8,000	4.1
Not in the labour force	136,400	139,300	139,700	3,300	2.4
Total persons 15+	334,400	344,700	345,700	11,300	3.4
Participation rate (%)	59.2	59.6	59.6	..	0.4 (a)
Unemployment rate (%)	4.4	2.6	2.6	..	-1.8 (a)

(a) Percentage point change.

Employment growth, annual



Unemployment rate



Key data

Employment (annual change)..... ↑ 6.0%
 Unemployment rate 2.6%
 Unemployment rate (annual change) ↓ 1.8 ppt
 Participation rate..... 59.6%

ppt = percentage point

Main findings

Note: Due to the high standard errors associated with regional labour force survey data, the ABS and QGSO recommend using 12-month averages to reduce the volatility of the underlying original data. This volatility means it can be difficult to detect real world phenomena, such as those caused by the social distancing measures introduced to combat COVID-19, in the data. **As a result, it is not recommended regional labour force data be used to assess the impact of COVID-19.**

All data in this brief are based on 12-month moving averages.

- The number of employed persons in Sunshine Coast SA4 in December 2022 was 200,600 persons, an increase of 11,400 employed persons, or 6.0% over the year (Figure 1).
- The unemployment rate in Sunshine Coast SA4 in December 2022 was 2.6 per cent, a decrease of 1.8 percentage points over the year. The unemployment rate for this area was the fifth-lowest of all 19 SA4s within Queensland (Figure 2).
- The participation rate in Sunshine Coast SA4 in December 2022 was 59.6 per cent, an increase of 0.4 percentage point over the year (Table 1).

SA4 = Statistical Area Level 4 (ASGS 2016 edition)

Notes (refer to website for more detailed notes):

Data for Queensland as a whole are provided for reference purposes only.

The labour force statistics presented in this brief are on a sample basis and will include a sampling error.

Totals may differ due to rounding. Figures are rounded to nearest 100 persons. Calculations are based on pre-rounded figures.

Figure 1 Annual change in employment, Sunshine Coast SA4

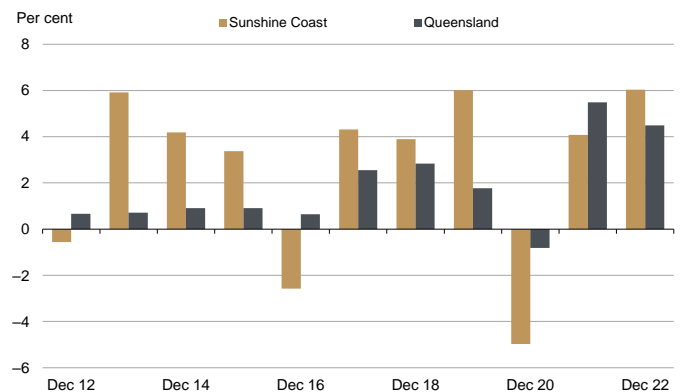


Figure 2 Unemployment rate by SA4, December 2022

