

Regional labour force – Cairns SA4, Jan 23

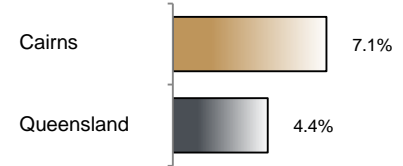
Source: ABS, *Labour force, Australia, detailed*, released 23 February 2023, 10:30 am (AEST)

Table 1 Labour force status, Cairns SA4

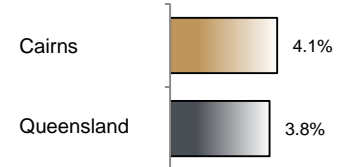
	Year ending			Annual change	
	Jan 22	Dec 22	Jan 23	persons	%
	— persons —			persons	%
Total employed	133,100	142,800	142,600	9,500	7.1
Total unemployed	6,800	6,000	6,100	-600	-9.5
Total labour force	139,800	148,800	148,700	8,800	6.3
Not in the labour force	68,700	63,300	63,900	-4,800	-6.9
Total persons 15+	208,500	212,200	212,600	4,100	2.0
Participation rate (%)	67.1	70.1	69.9	..	2.9 (a)
Unemployment rate (%)	4.8	4.0	4.1	..	-0.7 (a)

(a) Percentage point change.

Employment growth, annual



Unemployment rate



Key data

Employment (annual change)..... ↑ 7.1%
 Unemployment rate 4.1%
 Unemployment rate (annual change) ↓ 0.7 ppt
 Participation rate 69.9%

ppt = percentage point

Main findings

Note: Due to the high standard errors associated with regional labour force survey data, the ABS and QGSO recommend using 12-month averages to reduce the volatility of the underlying original data.

All data in this brief are based on 12-month moving averages.

- The number of employed persons in Cairns SA4 in January 2023 was 142,600 persons, an increase of 9,500 employed persons, or 7.1% over the year (Figure 1).
- The unemployment rate in Cairns SA4 in January 2023 was 4.1 per cent, a decrease of 0.7 percentage point over the year. The unemployment rate for this area was the eighth-highest of all 19 SA4s within Queensland (Figure 2).
- The participation rate in Cairns SA4 in January 2023 was 69.9 per cent, an increase of 2.9 percentage points over the year (Table 1).

SA4 = Statistical Area Level 4 (ASGS 2016 edition)

Notes (refer to website for more detailed notes):

Data for Queensland as a whole are provided for reference purposes only.

The labour force statistics presented in this brief are on a sample basis and will include a sampling error.

Totals may differ due to rounding. Figures are rounded to nearest 100 persons. Calculations are based on pre-rounded figures.

Figure 1 Annual change in employment, Cairns SA4

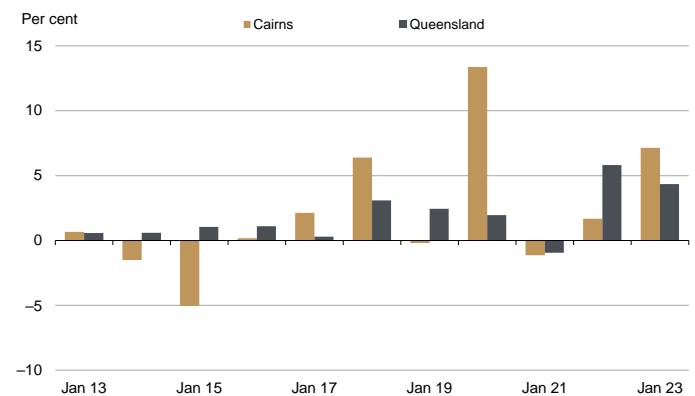


Figure 2 Unemployment rate by SA4, January 2023

