

Regional labour force – Central Queensland SA4, Jan 23

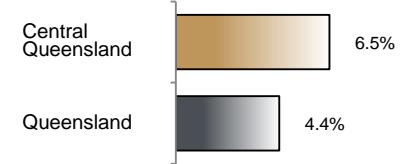
Source: ABS, *Labour force, Australia, detailed*, released 23 February 2023, 10:30 am (AEST)

Table 1 Labour force status, Central Queensland SA4

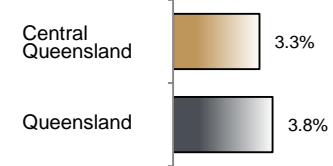
	Year ending			Annual change	
	Jan 22	Dec 22	Jan 23	persons	%
	— persons —			persons	%
Total employed	118,500	124,400	126,300	7,700	6.5
Total unemployed	6,500	4,400	4,300	-2,200	-34.1
Total labour force	125,000	128,800	130,600	5,500	4.4
Not in the labour force	57,900	57,500	56,200	-1,700	-3.0
Total persons 15+	182,900	186,400	186,700	3,800	2.1
Participation rate (%)	68.3	69.1	69.9	..	1.6 (a)
Unemployment rate (%)	5.2	3.4	3.3	..	-1.9 (a)

(a) Percentage point change.

Employment growth, annual



Unemployment rate



Key data

Employment (annual change)..... ↑ 6.5%
 Unemployment rate 3.3%
 Unemployment rate (annual change) ↓ 1.9 ppt
 Participation rate 69.9%

ppt = percentage point

Main findings

Note: Due to the high standard errors associated with regional labour force survey data, the ABS and QGSO recommend using 12-month averages to reduce the volatility of the underlying original data.

All data in this brief are based on 12-month moving averages.

- The number of employed persons in Central Queensland SA4 in January 2023 was 126,300 persons, an increase of 7,700 employed persons, or 6.5% over the year (Figure 1).
- The unemployment rate in Central Queensland SA4 in January 2023 was 3.3 per cent, a decrease of 1.9 percentage points over the year. The unemployment rate for this area was the tenth-lowest of all 19 SA4s within Queensland (Figure 2).
- The participation rate in Central Queensland SA4 in January 2023 was 69.9 per cent, an increase of 1.6 percentage points over the year (Table 1).

SA4 = Statistical Area Level 4 (ASGS 2016 edition)

Notes (refer to website for more detailed notes):

Data for Queensland as a whole are provided for reference purposes only.

The labour force statistics presented in this brief are on a sample basis and will include a sampling error.

Totals may differ due to rounding. Figures are rounded to nearest 100 persons. Calculations are based on pre-rounded figures.

Figure 1 Annual change in employment, Central Queensland SA4

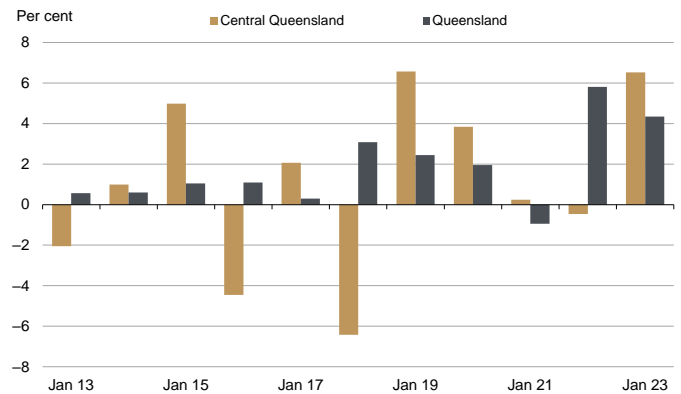


Figure 2 Unemployment rate by SA4, January 2023

