

# Regional labour force – Mackay - Isaac - Whitsunday SA4, Jan 23

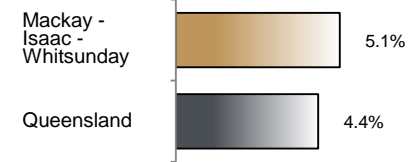
Source: ABS, *Labour force, Australia, detailed*, released 23 February 2023, 10:30 am (AEST)

**Table 1 Labour force status, Mackay - Isaac - Whitsunday SA4**

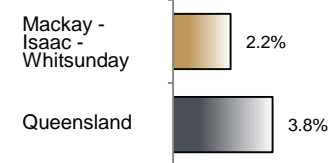
	Year ending			Annual change	
	Jan 22	Dec 22	Jan 23	persons	%
	— persons —			persons	%
Total employed	103,000	108,500	108,200	5,200	5.1
Total unemployed	2,500	2,400	2,400	-100	-4.2
Total labour force	105,500	110,900	110,600	5,100	4.9
Not in the labour force	41,900	40,400	41,100	-800	-1.9
Total persons 15+	147,400	151,400	151,800	4,300	2.9
Participation rate (%)	71.6	73.3	72.9	..	1.3 (a)
Unemployment rate (%)	2.4	2.2	2.2	..	-0.2 (a)

(a) Percentage point change.

**Employment growth, annual**



**Unemployment rate**



## Key data

Employment (annual change)..... ↑ 5.1%  
 Unemployment rate ..... 2.2%  
 Unemployment rate (annual change) ..... ↓ 0.2 ppt  
 Participation rate ..... 72.9%

ppt = percentage point

## Main findings

Note: Due to the high standard errors associated with regional labour force survey data, the ABS and QGSO recommend using 12-month averages to reduce the volatility of the underlying original data.

All data in this brief are based on 12-month moving averages.

- The number of employed persons in Mackay - Isaac - Whitsunday SA4 in January 2023 was 108,200 persons, an increase of 5,200 employed persons, or 5.1% over the year (Figure 1).
- The unemployment rate in Mackay - Isaac - Whitsunday SA4 in January 2023 was 2.2 per cent, a decrease of 0.2 percentage point over the year. The unemployment rate for this area was the second-lowest of all 19 SA4s within Queensland (Figure 2).
- The participation rate in Mackay - Isaac - Whitsunday SA4 in January 2023 was 72.9 per cent, an increase of 1.3 percentage points over the year (Table 1).

SA4 = Statistical Area Level 4 (ASGS 2016 edition)

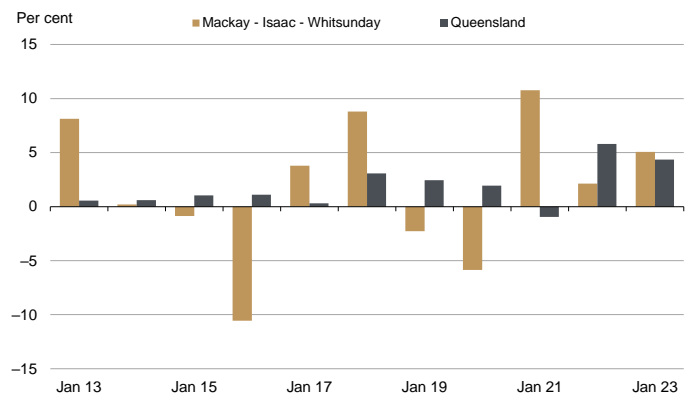
Notes (refer to website for more detailed notes):

Data for Queensland as a whole are provided for reference purposes only.

The labour force statistics presented in this brief are on a sample basis and will include a sampling error.

Totals may differ due to rounding. Figures are rounded to nearest 100 persons. Calculations are based on pre-rounded figures.

**Figure 1 Annual change in employment, Mackay - Isaac - Whitsunday SA4**



**Figure 2 Unemployment rate by SA4, January 2023**

