

# Regional labour force – Moreton Bay - North SA4, Jan 23

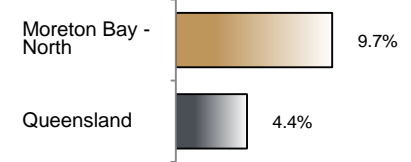
Source: ABS, *Labour force, Australia, detailed*, released 23 February 2023, 10:30 am (AEST)

**Table 1 Labour force status, Moreton Bay - North SA4**

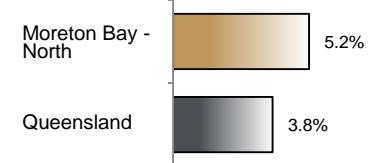
	Year ending			Annual change	
	Jan 22	Dec 22	Jan 23	persons	%
	— persons —			persons	%
Total employed	112,600	122,700	123,500	10,900	9.7
Total unemployed	6,500	7,000	6,800	300	5.4
Total labour force	119,100	129,600	130,300	11,200	9.4
Not in the labour force	101,300	97,700	97,700	-3,600	-3.6
Total persons 15+	220,400	227,300	228,000	7,600	3.4
Participation rate (%)	54.0	57.0	57.2	..	3.1 (a)
Unemployment rate (%)	5.4	5.4	5.2	..	-0.2 (a)

(a) Percentage point change.

**Employment growth, annual**



**Unemployment rate**



## Key data

Employment (annual change)..... ↑ 9.7%  
 Unemployment rate ..... 5.2%  
 Unemployment rate (annual change) ..... ↓ 0.2 ppt  
 Participation rate..... 57.2%

ppt = percentage point

## Main findings

Note: Due to the high standard errors associated with regional labour force survey data, the ABS and QGSO recommend using 12-month averages to reduce the volatility of the underlying original data.

All data in this brief are based on 12-month moving averages.

- The number of employed persons in Moreton Bay - North SA4 in January 2023 was 123,500 persons, an increase of 10,900 employed persons, or 9.7% over the year (Figure 1).
- The unemployment rate in Moreton Bay - North SA4 in January 2023 was 5.2 per cent, a decrease of 0.2 percentage point over the year. The unemployment rate for this area was the fifth-highest of all 19 SA4s within Queensland (Figure 2).
- The participation rate in Moreton Bay - North SA4 in January 2023 was 57.2 per cent, an increase of 3.1 percentage points over the year (Table 1).

SA4 = Statistical Area Level 4 (ASGS 2016 edition)

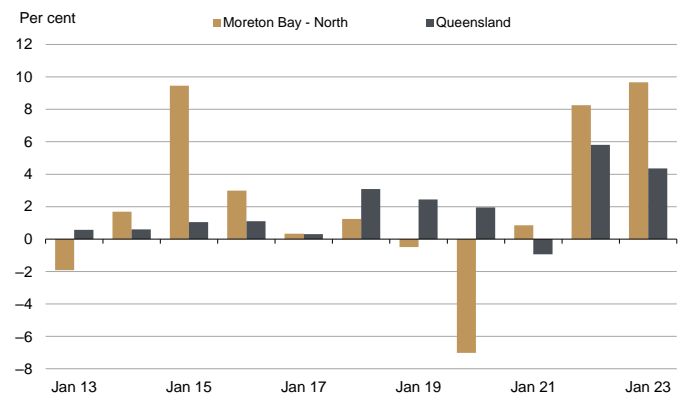
Notes (refer to website for more detailed notes):

Data for Queensland as a whole are provided for reference purposes only.

The labour force statistics presented in this brief are on a sample basis and will include a sampling error.

Totals may differ due to rounding. Figures are rounded to nearest 100 persons. Calculations are based on pre-rounded figures.

**Figure 1 Annual change in employment, Moreton Bay - North SA4**



**Figure 2 Unemployment rate by SA4, January 2023**

