

# Regional labour force – Moreton Bay - South SA4, Jan 23

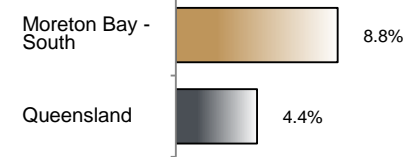
Source: ABS, *Labour force, Australia, detailed*, released 23 February 2023, 10:30 am (AEST)

**Table 1 Labour force status, Moreton Bay - South SA4**

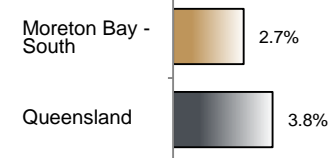
	Year ending			Annual change	
	Jan 22	Dec 22	Jan 23	persons	%
	— persons —			persons	%
Total employed	114,700	123,600	124,700	10,100	8.8
Total unemployed	6,400	3,500	3,500	-2,900	-45.9
Total labour force	121,100	127,100	128,200	7,100	5.9
Not in the labour force	50,700	49,000	48,300	-2,400	-4.7
Total persons 15+	171,700	176,000	176,500	4,700	2.8
Participation rate (%)	70.5	72.2	72.6	..	2.1 (a)
Unemployment rate (%)	5.3	2.8	2.7	..	-2.6 (a)

(a) Percentage point change.

**Employment growth, annual**



**Unemployment rate**



## Key data

Employment (annual change)..... ↑ 8.8%  
 Unemployment rate ..... 2.7%  
 Unemployment rate (annual change) ..... ↓ 2.6 ppt  
 Participation rate ..... 72.6%

ppt = percentage point

## Main findings

Note: Due to the high standard errors associated with regional labour force survey data, the ABS and QGSO recommend using 12-month averages to reduce the volatility of the underlying original data.

All data in this brief are based on 12-month moving averages.

- The number of employed persons in Moreton Bay - South SA4 in January 2023 was 124,700 persons, an increase of 10,100 employed persons, or 8.8% over the year (Figure 1).
- The unemployment rate in Moreton Bay - South SA4 in January 2023 was 2.7 per cent, a decrease of 2.6 percentage points over the year. The unemployment rate for this area was the sixth-lowest of all 19 SA4s within Queensland (Figure 2).
- The participation rate in Moreton Bay - South SA4 in January 2023 was 72.6 per cent, an increase of 2.1 percentage points over the year (Table 1).

SA4 = Statistical Area Level 4 (ASGS 2016 edition)

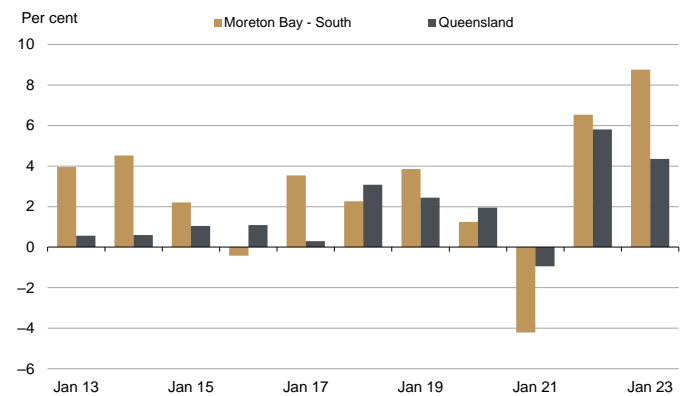
Notes (refer to website for more detailed notes):

Data for Queensland as a whole are provided for reference purposes only.

The labour force statistics presented in this brief are on a sample basis and will include a sampling error.

Totals may differ due to rounding. Figures are rounded to nearest 100 persons. Calculations are based on pre-rounded figures.

**Figure 1 Annual change in employment, Moreton Bay - South SA4**



**Figure 2 Unemployment rate by SA4, January 2023**

